

4

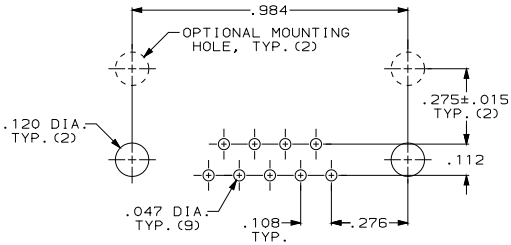
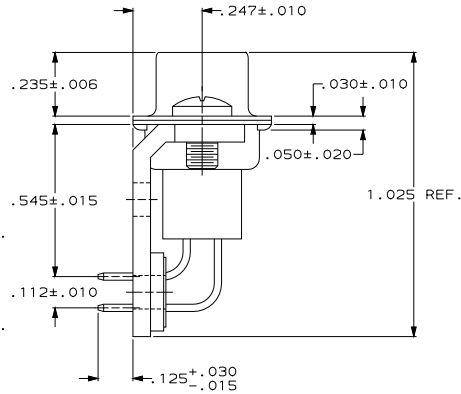
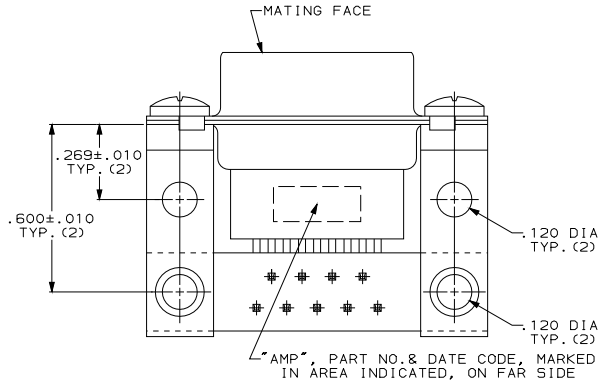
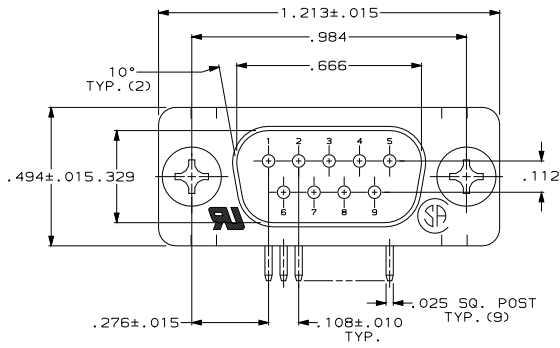
3

2

1

THIS DRAWING IS UNPUBLISHED. RELEASED FOR PUBLICATION BY AMP INCORPORATED. ALL RIGHTS RESERVED.

LOC		DISTR		REVISIONS			
BD	77	F	LWR	DESCRIPTION	DATE	OWN	APPD
		L		REV PER EC 0640-429-98	03 MAR 99	-	-



P.C. BOARD MOUNTING DIMENSIONS

- CONNECTOR MATES WITH ANY 9 POS. RECEPTACLE IN AMPLIMITE SERIES & COMPLIES WITH AMP SPEC. 108-40,005 WHERE APPLICABLE.
- △ FLAME RETARDANT 94V-0 RATED THERMOPLASTIC; COLOR: BLACK.
 - △ STEEL PER ASTM A109.
 - △ BRASS PER MIL-C-50.
 - △ ZINC PLATING PER ASTM B633; TYPE ; CLASS SC1; YELLOW CHROMATE, GOLD PLATING PER MIL-G-45204, NICKEL PLATING PER QQ-N-290.
 - △ ZINC PLATED.
 - △ GOLD PLATED FOR LENGTH OF .150 MIN FROM MATING END, GOLD FLASH IN MATED AREA, .000100 MIN TIN-LEAD ON OPPOSITE END, BOTH OVER .000050 MIN NICKEL.
 - △ GOLD PLATED FOR LENGTH OF .150 MIN FROM MATING END, .000030 MIN GOLD IN MATED AREA, .000100 MIN TIN-LEAD ON OPPOSITE END, BOTH OVER .000050 MIN NICKEL.

△	205865-2
△	205865-1
CONTACT FINISH	PART NUMBER

THIS DRAWING IS A CONTROLLED DOCUMENT.		DWG	J. GERACE	12-16-93	AMP Incorporated Harrisburg, PA 17105-3608
		CHK	J. GERACE	12-16-93	
DIMENSIONS: INCHES		APPROVED	P. SNEIGARD	3-15-94	PLUG ASSEMBLY, SIZE 1, 9 POSITION, RIGHT ANGLE, 54S SERIES, .025 SQ POSTS, AMPLIMITE HDP
		DESIGNED BY			
MATERIAL: MOLDED PARTS: △ SHELL & BRACKETS: △ CONTACTS: △		FINISH: △			SIZE
		SHELL & BRACKETS: △			CASE CODE (DRAWING NO)
		CONTACTS: SEE TABLE			A200779
					205865
					RESTRICTED TO
					CUSTOMER DRAWING
					SCALE
					4:1
					SHEET
					1 OF 1
					REV
					L

205865

A