

4

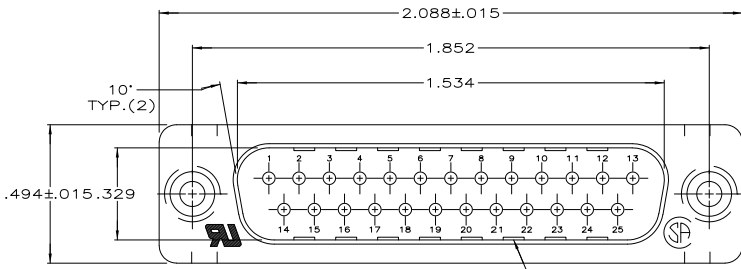
3

2

1

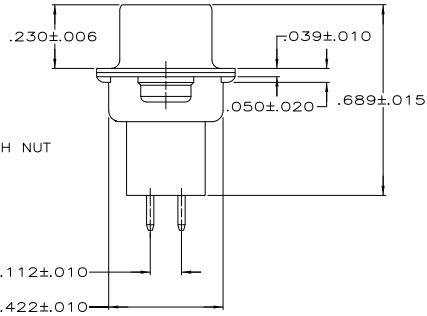
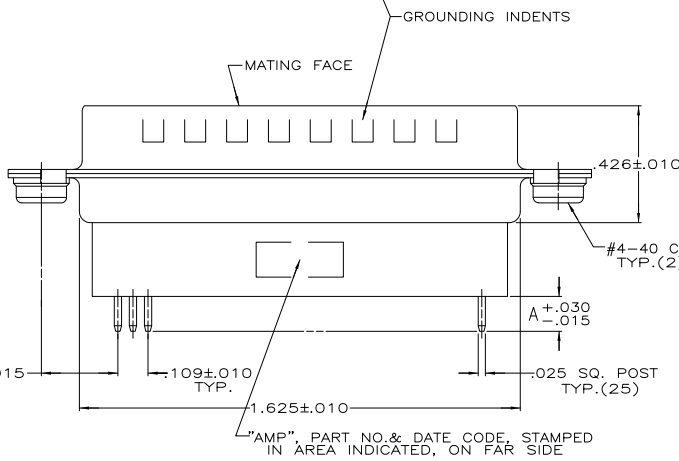
THIS DRAWING IS UNPUBLISHED. RELEASED FOR PUBLICATION
 BY TYCO ELECTRONICS CORPORATION. ALL RIGHTS RESERVED.

LOC		DIBT		REVISIONS			
P	LTR	DESCRIPTION	DATE	BY	APP'D		
GP	00						
	L	REVISED PER ECO-10-000073	08FEB2010	CR	SB		

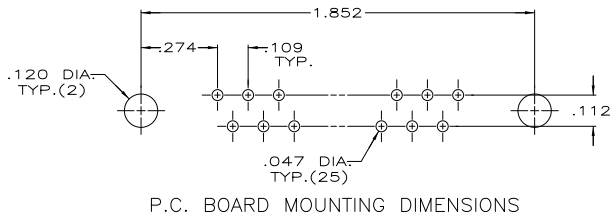


1. NOTE DELETED.

- ⚠ MOLDED PARTS: FLAME RETARDANT, 94V-0 RATED THERMOPLASTIC, BLACK
- CONTACTS: BRASS
- SHELLS: STEEL
- CLINCH NUTS: STEEL
- ⚠ SHELLS: .000200 MIN TIN OVER .000100 MIN COPPER.
- CLINCH NUTS: .000200 MIN ZINC WITH CLEAR CHROMATE COATING.
- CONTACTS: SEE TABLE
- ⚠ GOLD FLASH ON MATING END, .000100 MIN TIN-LEAD ON SOLDER END, ALL OVER .000050 MIN NICKEL.
- ⚠ GOLD PLATED FOR LENGTH OF .150 MIN FROM MATING END, .000030 MIN GOLD IN MATED AREA, .000100 MIN TIN-LEAD ON SOLDER END, ALL OVER .000050 MIN NICKEL.
- OR-
- ⚠ GOLD FLASH OVER PALLADIUM-NICKEL PLATED FOR A LENGTH OF .150 MIN FROM MATING END, .000030 MIN TOTAL IN MATED AREA, .000100 MIN TIN-LEAD ON SOLDER END, ALL OVER .000050 MIN NICKEL.
- ⚠ SUPERSEDED BY 745959-1.



⚠	⚠	.188	745959-8
⚠	⚠	.188	745959-7
⚠	⚠	.651	745959-6
⚠	⚠	.651	745959-5
⚠	⚠	.427	745959-4
⚠	⚠	.427	745959-3
⚠	⚠	.125	745959-2
⚠	⚠	.125	745959-1
CONTACT FINISH	DIMENSION	PART NUMBER	
A	A		



DIMENSIONS:		TOLERANCES UNLESS OTHERWISE SPECIFIED:		APPROVED:		DATE:		BY:	
INCHES		0 PLG	± .005	J. GERACE	07-19-84	J. GERACE	01-17-84	J. JASSINI	7-30-84
		1 PLG	± .005						
		2 PLG	± .005						
		3 PLG	± .005						
		4 PLG	± .005						
		ANGLES	± .5°						
		FINISH							

THIS DRAWING IS A CONTROLLED DOCUMENT.		Tyco Electronics Corporation	
DATE	07-19-84	NAME	J. JASSINI
CHK	01-17-84	PRODUCT SPEC	108-40025
APP'D	7-30-84	APPLICATION SPEC	114-40013
		WEIGHT	-
		SIZE	A2
		CAGE CODE (FARING 40)	00779
		RESTRICTED TO	-
		SCALE	-
		SHEET	1 of 1
		REV	L

AMP 1471-9 REV 31MM2000

745959

A