

4

3

2

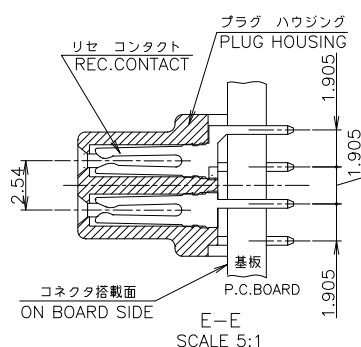
1

THIS DRAWING IS UNPUBLISHED. RELEASED FOR PUBLICATION MAR. 1988.
 COPYRIGHT 1988 BY TYCO ELECTRONICS CORPORATION. ALL RIGHTS RESERVED.

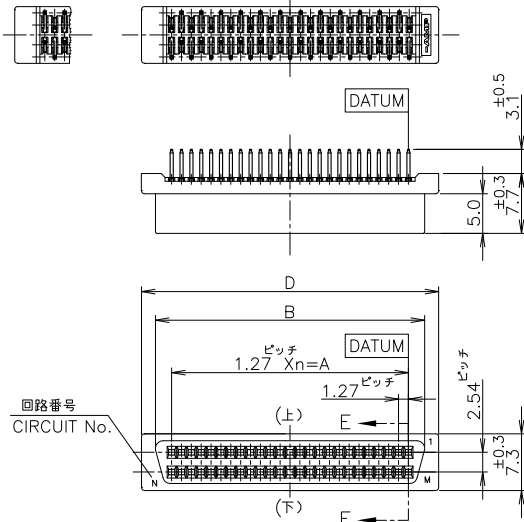
LOC	DIST	REVISIONS			
J		変更			
P	LTR	DESCRIPTION	DATE	DWN	APVD
D1		REV PER ECO-10-000443	15JAN10	KK	AEG

30,50 POS

40,60 POS



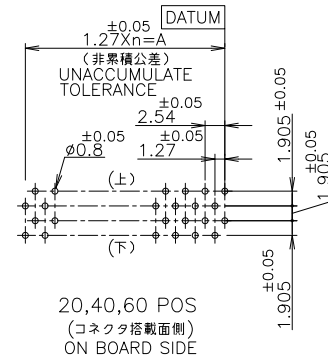
E-E SCALE 5:1



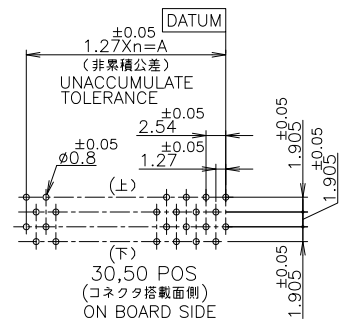
回路番号
CIRCUIT No.

- 1 USE A P.C.B. WHOSE ARE TREATED WITH SOLDER RESIST.
 - 2 SHOW P.C.B LAYOUT FROM ON BOARD SURFACE SIDE.
 - 3 NUMBER THE CONTACT IN THE P.C.B OR CONNECTOR CONSECUTIVELY FROM "DATUM" SIDE.
- △ HOUSING MATERIAL : P.B.T(UL94V-0) / BLACK
 - △ CONTACT MATERIAL : PHO-BRONZE
 - △ FINISH : NICKEL 0.00127 MIN THK. OVERALL SELECTIVE GOLD 0.00076 MIN. OR 0.0002 MIN. THK ON CONTACT AREA AND TIN 0.001 MIN THK. ON TINE AREA.
 - △ OBSOLETE PARTS: OBSOLETE CIS STREAMLINING PER D.RENAUD/D.SINISI

- 1 基板の表面はレジスト処理を施すこと。
 - 2 基板の寸法は、コネクタ搭載面側から示す。
 - 3 基板及びコネクタのn数は[DATUM]位置より数える。
- △ ハウジング材料：P.B.T樹脂(94V-0) ,色：黒色
 - △ コネクタ材料：燐青銅
 - △ コネクタ表面仕上：1.27μMIN厚の全面ニッケル下地めっき上に接触部分は0.76μMIN. 又は0.2μMIN厚のめっき、半田付部分は1μMIN厚のすずめっき



20,40,60 POS
(コネクタ搭載面側)
ON BOARD SIDE



30,50 POS
(コネクタ搭載面側)
ON BOARD SIDE

△ OBSOLETE	6-	-5	20	9	11.43	15.60	19.20	Au PL. 0.00076 MIN.
	6-	-4	60	29	36.83	41.00	44.60	
	6-	-3	50	24	30.48	34.65	38.26	Au PL. 0.0002 MIN.
	6-	-2	40	19	24.13	28.30	31.90	
	6-	-1	30	14	17.78	21.95	25.55	Au PL. 0.0002 MIN.
		-5	20	9	11.43	15.60	19.20	
		-4	60	29	36.83	41.00	44.60	Au PL. 0.0002 MIN.
		-3	50	24	30.48	34.65	38.26	
		-2	40	19	24.13	28.30	31.90	Au PL. 0.0002 MIN.
		-1	30	14	17.78	21.95	25.55	
			174215-1	30	14	17.78	21.95	25.55

THIS DRAWING IS A CONTROLLED DOCUMENT.

DIMENSIONS: 単位: 概 MM	TOLERANCES UNLESS OTHERWISE SPECIFIED: 一般公差	DWN MIURA	30MAR88	Tyco Electronics	Tyco Electronics AMP K.K. Kawasaki, Japan	
0 PLC ±	1 PLC ±	CHK K.KASHIWA	18OCT88		NAME 名称	PLUG ASSY (VERTICAL W/O SCREW HOLE) AMPLIMITE 050 SERIES I B-TO-B CONN.
2 PLC ±	2 PLC ±	APVD R.NISHIMURA	18OCT88	SIZE	A3	
3 PLC ±	3 PLC ±	PRODUCT SPEC 製品規格		CAGE CODE	00779	
4 PLC ±	4 PLC ±	APPLICATION SPEC 取付適用規格		DRAWING NO 番号	174215	
FINISH 仕上	FINISH 仕上	WEIGHT		RESTRICTED TO		
MATERIAL 材料	SEE NOTE △	CUSTOMER DRAWING		SCALE 尺度	2:1	

鉛フリー
LEAD FREE

GENERAL TOLERANCE
一般公差

10 ≥	±0.2
30 ≥	±0.25
100 ≥	±0.3
ANGLES: ±3°	

AMP 1470-19 REV 31MAR2000

05FEB04 FJOT1198