

4

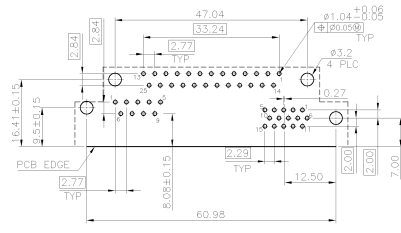
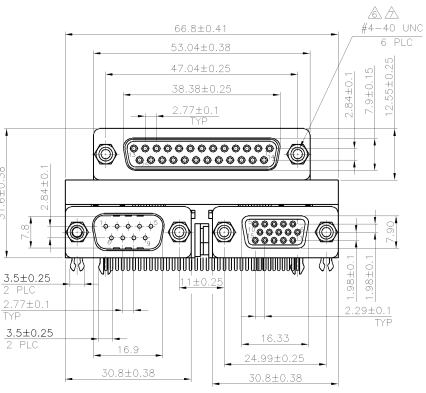
3

2

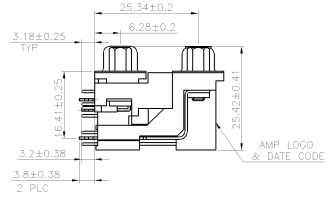
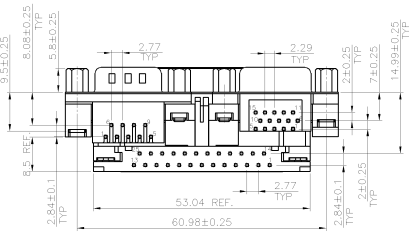
1

THIS DRAWING IS UNPUBLISHED. RELEASED FOR PUBLICATION AUG. 2006.  
 © COPYRIGHT - BY TYCO ELECTRONICS CORPORATION. ALL RIGHTS RESERVED.

LOC		DIST		REVISIONS				
P	LTR	DESCRIPTION		DATE	DWN	APVD		
E		REVISED (ECR-09-023706)		12NOV09	FY	WK		

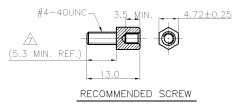


RECOMMENDED P.C.B. LAYOUT (TOLERANCE:±0.05)  
 (COMPONENT VIEW) P.C.B. THICKNESS=1.6mm



- NOTES:  
 1. MATERIAL:  
 1.1 HOUSING/BACK COVER: THERMOPLASTIC(PBT), UL94V-0; COLOR: SEE TABLE.  
 1.2 PLUG CONTACT: BRASS.  
 1.3 RCPT. CONTACT: PHOSPHOR BRONZE.  
 1.4 BOARDLOCK: BRASS.  
 1.5 BRACKET: THERMOPLASTIC(PBT) UL94V-0, COLOR BURGUNDY  
 1.6 SHELL: STEEL.  
 1.7 SCREW: BRASS.  
 2. FINISH:  
 CONTACT: GOLD PLATING ON CONTACT AREA [SEE TABLE], 2.54um[100u"] MIN. BRIGHT TIN PLATED ON SOLDERTAIL, 1.27um[50u"] MIN. NICKEL UNDERPLATED OVERALL.  
 BOARD LOCK: 1.524um[60u"] MIN. BRIGHT TIN PLATED OVERALL 1.25um[50u"] MIN. NICKEL UNDERPLATED OVERALL  
 SCREW: 1.25um[50u"] MIN. NICKEL PLATED  
 SHELL: 1.524um[60u"] MIN. BRIGHT TIN PLATED OVERALL.  
 3. WAVE SOLDER CAPABLE TO 265°C PER TE SPEC. 109-202, CONDITION B.  
 4. RECOMMENDED PCB THICKNESS: 1.6mm  
 5. THREADED INSERTS AND SCREWLOCKS MUST WITHSTAND 5 kg-cm MAX. TORQUE.  
 6. SCREW IS OPTIONAL.(SEE TABLE FOR DETAIL)  
 7. RECOMMENDED SCREW LENGTH 5.3mm MIN. (FOR W/O SCREW OPTIONAL)

OBSOLETE	TURQUOISE (322C)	BLUE (661C)	BURGUNDY (235C)	GOLD FLASH		6-1734198-1
				30u" MIN.	W/O	5-1734198-1
				15u" MIN.		4-1734198-1
				30u" MIN.	W/	3-1734198-1
				15u" MIN.		2-1734198-1
				GOLD FLASH	W/O	1-1734198-1
			GOLD FLASH	W/		1734198-1
	PLUG 9P HSG COLOR	RCPT 15P HSG COLOR	RCPT 25P HSG COLOR	GOLD PLATING	SCREWLOCK	PART NUMBER



THIS DRAWING IS A CONTROLLED DOCUMENT.

DIMENSIONS: MM	TOLERANCES UNLESS OTHERWISE SPECIFIED: 0 PLC ± 0.5 1 PLC ± 0.3 2 PLC ± 0.2 3 PLC ± 0.15 4 PLC ± - ANGLES ± °	DWN S. CHIEN CHK S. CHIEN APVD W. KODAMA	18MAY2008 18MAY2008 18MAY2008	<b>Tyco Electronics</b> Tyco Electronics Corporation Taipei, Taiwan		
MATERIAL SEE NOTE	FINISH SEE NOTE	PRODUCT SPEC 108-57517 QUALIFICATION TEST REPORT 501-57590	NAME	STACKED ASS'Y, 25 POS RCPT OVER 9 POS PLUG & 15 POS RCPT., .750 STACK HEIGHT, AMPLIMITE		
		WEIGHT SEE PACKAGE	SIZE A3	CAGE CODE 00779	DRAWING NO. C-1734198	RESTRICTED TO -
CUSTOMER DRAWING			SCALE	SHEET	1 of 4	REV E

AMP 1470-19 REV 31MR2000

4

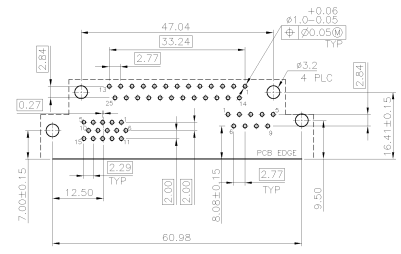
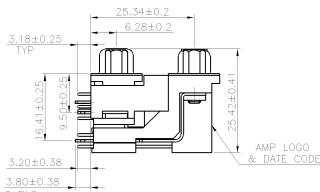
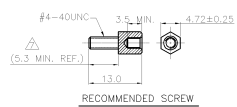
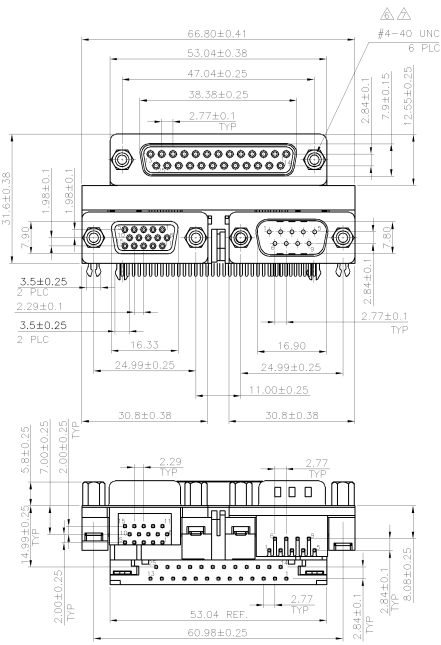
3

2

1

THIS DRAWING IS UNPUBLISHED. RELEASED FOR PUBLICATION AUG. 2006.  
 © COPYRIGHT - BY TYCO ELECTRONICS CORPORATION. ALL RIGHTS RESERVED.

LOC	DIST	REVISIONS					
DW		P	LTR	DESCRIPTION	DATE	DWN	APVD
		SEE SHEET 1.					



RECOMMENDED P.C.B. LAYOUT (TOLERANCE: ±0.05)  
 (COMPONENT VIEW) P.C.B. THICKNESS=1.6mm

TURQUOISE (322C)	BLUE (661C)	BURGUNDY (235C)	GOLD FLASH	W/O	1-1734198-2
PLUG 9P HSG. COLOR	RCPT 15P HSG. COLOR	RCPT 25P HSG. COLOR	GOLD PLATING	W/	1734198-2
			SCREWLOCK	PART NUMBER	

THIS DRAWING IS A CONTROLLED DOCUMENT.

DIMENSIONS: MM		TOLERANCES UNLESS OTHERWISE SPECIFIED	
		0 PLC	±
		1 PLC	±
		2 PLC	±
MATERIAL	FINISH	3 PLC	±
		4 PLC	±
		ANGLES	±

DWN	CHK	NAME	Tyco Electronics Tyco Electronics Corporation Taipei, Taiwan
	APVD		
	PRODUCT SPEC		STACKED ASS'Y, 25 POS RCPT OVER 9 POS PLUG & 15 POS RCPT., .750 STACK HEIGHT, AMPLIMITE
	APPLICATION SPEC		
	WEIGHT	SIZE	CAGE CODE
	CUSTOMER DRAWING	A3	00779
		DRAWING NO	1734198
		SCALE	SHEET 2 OF 4
			REV E

4

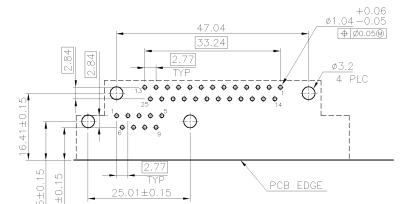
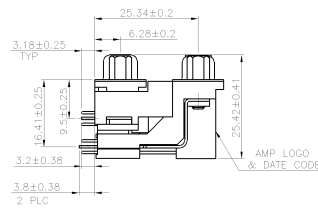
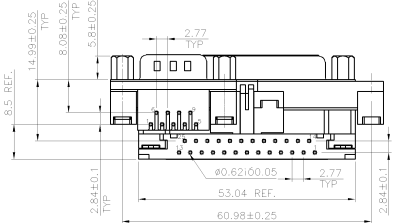
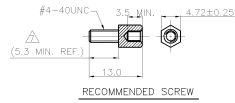
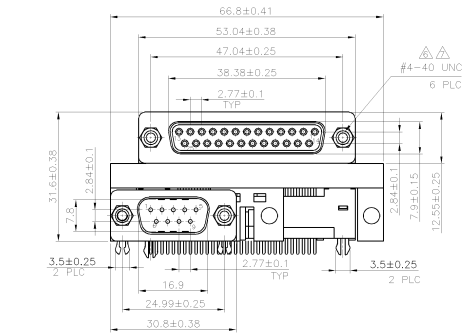
3

2

1

THIS DRAWING IS UNPUBLISHED. RELEASED FOR PUBLICATION AUG. 2006.  
 © COPYRIGHT - BY TYCO ELECTRONICS CORPORATION. ALL RIGHTS RESERVED.

LOC	DIST	REVISIONS			
P	LTR	DESCRIPTION	DATE	DWN	APVD
DW		SEE SHEET 1.			



RECOMMENDED P.C.B. LAYOUT (TOLERANCE:±0.05)  
 (COMPONENT VIEW) P.C.B. THICKNESS=1.6mm

TURQUOISE (322C)	BURGUNDY (235C)	30u" MIN.	3-1734198-3
		15u" MIN.	2-1734198-3
PLUG 9P HSG COLOR	RCPT 25P HSG COLOR	GOLD FLASH	1-1734198-3
		GOLD PLATING	1734198-3
		SCREWLOCK	PART NUMBER

THIS DRAWING IS A CONTROLLED DOCUMENT.		DWN		Tyco Electronics Tyco Electronics Corporation Taipei, Taiwan	
DIMENSIONS: MM		CHK		NAME	
TOLERANCES UNLESS OTHERWISE SPECIFIED:		APVD		STACKED ASS'Y, 25 POS RCPT OVER 9 POS PLUG & 15 POS RCPT., .750 STACK HEIGHT, AMPLIMITE	
0 PLC ± -		PRODUCT SPEC		SIZE CAGE CODE DRAWING NO	
1 PLC ± -		APPLICATION SPEC		A3 00779 C-1734198	
2 PLC ± -		WEIGHT		RESTRICTED TO	
3 PLC ± -		CUSTOMER DRAWING		SCALE SHEET 3 of 4 REV E	
4 PLC ± -					
ANGLES ± -					
MATERIAL					
FINISH					

4

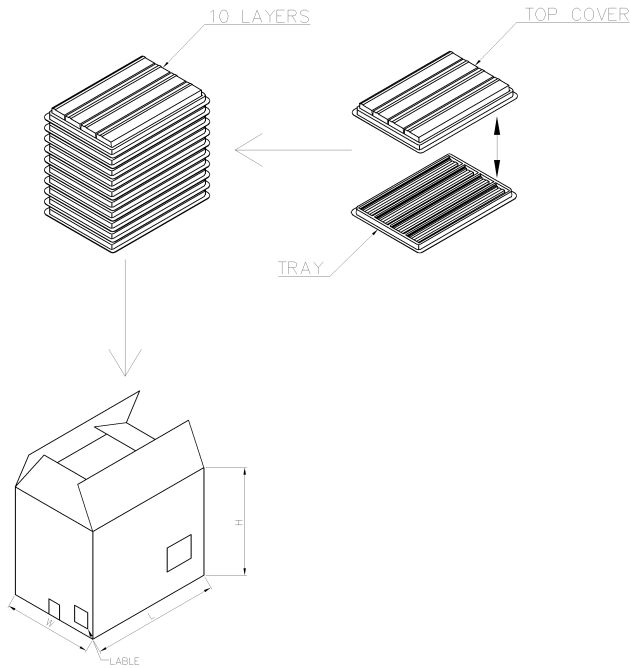
3

2

1

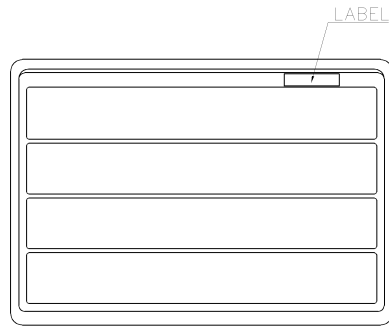
THIS DRAWING IS UNPUBLISHED. RELEASED FOR PUBLICATION AUG 2006  
 © COPYRIGHT BY TYCO ELECTRONICS CORPORATION. ALL RIGHTS RESERVED.

LOC	DIST	REVISIONS			
P	LTR	DESCRIPTION	DATE	DWN	APVD
DW		SEE SHEET 1.			



- NOTES:
- MATERIAL:  
TRAY: PS or PET
  - DIMENSION:  
TRAY: L=315, W=215, H=30  
SHIPPING BOX: L=335, W=230, H=280
  - QUANTITY:

PIN NO.	25F/9M-HD15F (25F/HD15F-9M)		25F/9M-0	
	W/	W/O	W/	W/O
SCREW				
PCS/TRAY	16			
TRAY/CARTON	10			
PCS/CARTON	160			
NET. Wt.(Kg)	7.93	7.0	6.68	6.09
GROSS Wt.(Kg)	9.60	8.5	8.18	7.59



THIS DRAWING IS A CONTROLLED DOCUMENT.		DWN		Tyco Electronics Corporation Taipei, Taiwan																							
DIMENSIONS: MM		TOLERANCES UNLESS OTHERWISE SPECIFIED		NAME																							
<table border="1"> <tr><td>0 PLC</td><td>± .05</td></tr> <tr><td>1 PLC</td><td>± .05</td></tr> <tr><td>2 PLC</td><td>± .05</td></tr> <tr><td>3 PLC</td><td>± .05</td></tr> <tr><td>4 PLC</td><td>± .05</td></tr> <tr><td>ANGLES</td><td>± .05</td></tr> </table>		0 PLC	± .05	1 PLC	± .05	2 PLC	± .05	3 PLC	± .05	4 PLC	± .05	ANGLES	± .05	<table border="1"> <tr><td>CHK</td><td></td></tr> <tr><td>APVD</td><td></td></tr> <tr><td>PRODUCT SPEC</td><td></td></tr> <tr><td>APPLICATION SPEC</td><td></td></tr> <tr><td>WEIGHT</td><td></td></tr> </table>		CHK		APVD		PRODUCT SPEC		APPLICATION SPEC		WEIGHT		<b>STACKED ASS'Y, 25 POS RCPT OVER 9 POS PLUG &amp; 15 POS RCPT., .750 STACK HEIGHT, AMPLIMITE</b>	
0 PLC	± .05																										
1 PLC	± .05																										
2 PLC	± .05																										
3 PLC	± .05																										
4 PLC	± .05																										
ANGLES	± .05																										
CHK																											
APVD																											
PRODUCT SPEC																											
APPLICATION SPEC																											
WEIGHT																											
MATERIAL		FINISH		SIZE CAGE CODE DRAWING NO																							
				A300779 C-1734198																							
		CUSTOMER DRAWING		RESTRICTED TO																							
		SCALE		SHEET 4 of 4 REV E																							