

4

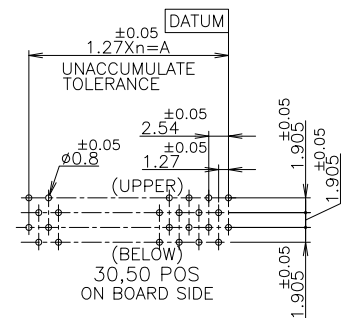
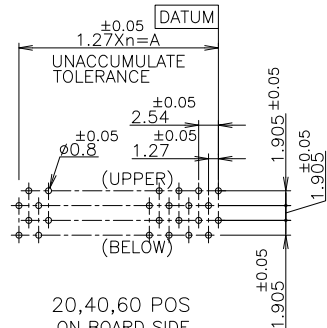
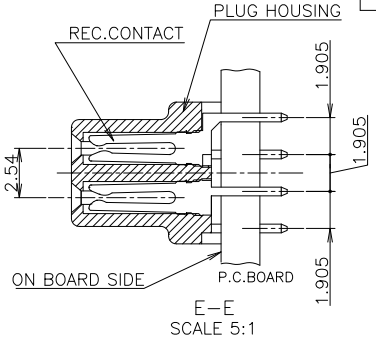
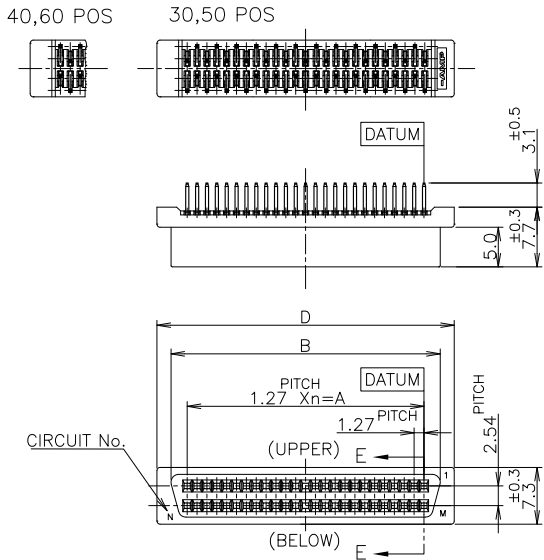
3

2

1

THIS DRAWING IS UNPUBLISHED. RELEASED FOR PUBLICATION MAR. 1988. ALL RIGHTS RESERVED.

P	LTR	DESCRIPTION	DATE	DWN	APVD
A1		REVISED ECR-09-	26FEB09	A.Z	S.Y



- USE A P.C.B. WHOSE ARE TREATED WITH SOLDER RESIST.
 - SHOW P.C.B LAYOUT FROM ON BOARD SURFACE SIDE.
 - NUMBER THE CONTACT IN THE P.C.B OR CONNECTOR CONSECUTIVELY FROM "DATUM" SIDE.
- HOUSING MATERIAL : P.B.T(UL94V-0) / BLACK
 - CONTACT MATERIAL : PHO-BRONZE
 - FINISH : NICKEL 0.00127 MIN THK. OVERALL SELECTIVE GOLD 0.00076 MIN. OR 0.0002 MIN. THK ON CONTACT AREA AND TIN 0.001 MIN THK. ON TINE AREA.

PART NUMBER	POS	n	A	B	D	REMARK
6-	-5	20	9	11.43	15.60	19.20
6-	-4	60	29	36.83	41.00	44.60
6-	-3	50	24	30.48	34.65	38.26
6-	-2	40	19	24.13	28.30	31.90
6-	-1	30	14	17.78	21.95	25.55
	-5	20	9	11.43	15.60	19.20
	-4	60	29	36.83	41.00	44.60
	-3	50	24	30.48	34.65	38.26
	-2	40	19	24.13	28.30	31.90
5174215-1	30	14	17.78	21.95	25.55	

THIS DRAWING IS A CONTROLLED DOCUMENT.

DWN: GAVIN ZHANG 06JUL04
 CHK: T. KAWAMAE 06JUL04
 APVD: I. ENOMOTO 06JUL04

Product: 108-60036
 Application: 108-60036

Customer: Tyco Electronics AMP K.K. Kawasaki, Japan

Product Name: PLUG ASSY (VERTICAL W/O SCREW HOLE) AMPLITE 050 SERIES I B-TO-B CONN.

Size: A3, Cage Code: 00779, Drawing No: 5174215

Scale: 2:1, Sheet: 1 of 1, Rev: A1

GENERAL TOLERANCE

10 ≥	±0.2
30 ≥	±0.25
100 ≥	±0.3

ANGLES: ±3°

TOLERANCES UNLESS OTHERWISE SPECIFIED:

0 PLC	±-
1 PLC	±-
2 PLC	±-
3 PLC	±-
4 PLC	±-
ANGLES	±-