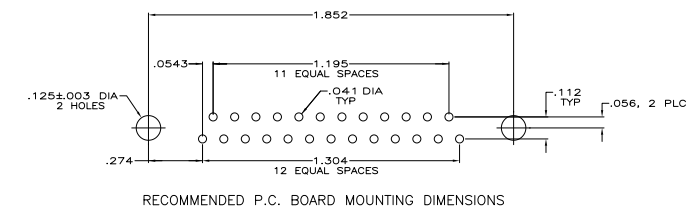
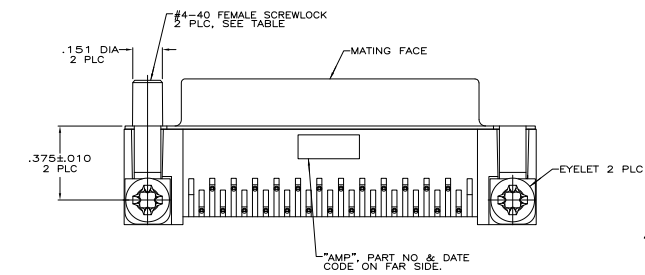
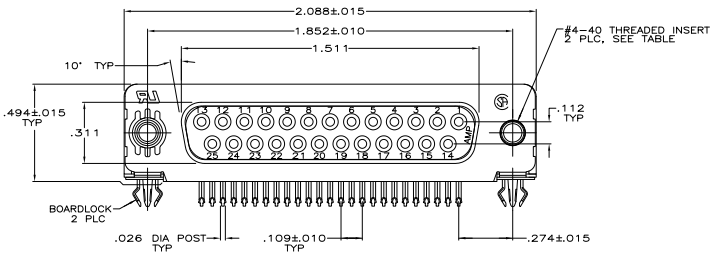


THIS DRAWING IS UNPUBLISHED
 ALL RIGHTS RESERVED

REV	DATE	DESCRIPTION	BY	CHK	APP
00	11MR11	REVISED PER EDD-11-004835	RM	HMR	



- CONNECTOR MATES WITH ANY 25 POSN PLUG IN AMPLIMITE® SERIES.
- MOLDED PARTS: FLAME RETARDANT 94V-0 RATED THERMOPLASTIC, BLACK; POLYESTER PET, UL 94V-0 RATED, BLACK, -7 ONLY.
SHELL: STEEL PER ASTM A109
CONTACTS: PHOSPHOR BRONZE PER QQ-B-750
EYELETS: BRASS
SCREWLOCKS: ZINC
INSERTS: ZINC
BOARDLOCKS: COPPER ALLOY
- SHELL: .000100 MIN TIN OR TIN-LEAD
CONTACTS: SEE TABLE
EYELETS: TIN
BOARDLOCKS: SEE TABLE
INSERTS AND SCREWLOCKS: CLEAR CHROMATE
- GOLD PLATING PER MIL-C-45204, NICKEL PLATING PER QQ-N-290, TIN PLATING PER MIL-T-10727.
- GOLD FLASH FOR A DISTANCE OF .100 MIN FROM MATING END, .000100-.000200 BRIGHT TIN OR BRIGHT TIN-LEAD ON TERMINATION END, ALL OVER .000050 NICKEL ON ENTIRE CONTACT.
- .000030 GOLD FOR A DISTANCE OF .100 MIN FROM MATING END, .000111 BRIGHT TIN OR BRIGHT TIN-LEAD ON TERMINATION END, ALL OVER .000050 NICKEL ON ENTIRE CONTACT.
- DIMENSION APPLIES FROM CENTER OF CONTACTS.
- CIRCUIT IDENTIFICATION NUMBERS ON POSITIONS 1 AND 14 ONLY.

-	ZINC	FEMALE SCREWLOCKS	TIN	△	6-747846-9	
-	ZINC	THREADED INSERTS	TIN	△	6-747846-8	
-	ZINC	THREADED INSERTS	TIN	△	6-747846-7	
SUPSD BY 747846-4	TUBE	ZINC	THREADED INSERTS	TIN-LEAD	△	747846-9
△ OBSOLETE	-	BRASS	ULTRASONIC THREADED INSERTS	TIN-LEAD	△	747846-7
-	ZINC	FEMALE SCREWLOCKS	TIN-LEAD	△	747846-6	
-	ZINC	FEMALE SCREWLOCKS	TIN-LEAD	△	747846-5	
-	ZINC	THREADED INSERTS	TIN-LEAD	△	747846-4	
-	ZINC	THREADED INSERTS	TIN-LEAD	△	747846-3	
-	-	.125 DIA HOLES	TIN-LEAD	△	747846-2	
SUPSD BY 747846-2	-	-	-	△	747846-1	

PACKAGING	INSERT MATERIAL	MOUNTING HARDWARE	BOARDLOCK FINISH	CONTACT FINISH	PART NUMBER	
-	ZINC	FEMALE SCREWLOCKS	TIN	△	6-747846-9	
-	ZINC	THREADED INSERTS	TIN	△	6-747846-8	
-	ZINC	THREADED INSERTS	TIN	△	6-747846-7	
SUPSD BY 747846-4	TUBE	ZINC	THREADED INSERTS	TIN-LEAD	△	747846-9
△ OBSOLETE	-	BRASS	ULTRASONIC THREADED INSERTS	TIN-LEAD	△	747846-7
-	ZINC	FEMALE SCREWLOCKS	TIN-LEAD	△	747846-6	
-	ZINC	FEMALE SCREWLOCKS	TIN-LEAD	△	747846-5	
-	ZINC	THREADED INSERTS	TIN-LEAD	△	747846-4	
-	ZINC	THREADED INSERTS	TIN-LEAD	△	747846-3	
-	-	.125 DIA HOLES	TIN-LEAD	△	747846-2	
SUPSD BY 747846-2	-	-	-	△	747846-1	

THIS DRAWING IS A CONTROLLED DOCUMENT. DATE: 10-20-01

TE Connectivity

RECEPTACLE ASSEMBLY, SIZE 3, 25 POSITION, RIGHT ANGLE, FRONT METAL SHELL, 318 SERIES, .026 DIA POSTS, BOARDLOCKS, AMPLIMITE™ HD-20

108-40025

114-40010

00779

CUSTOMER DRAWING