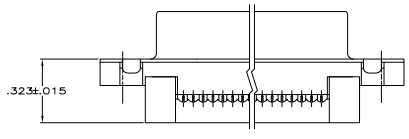


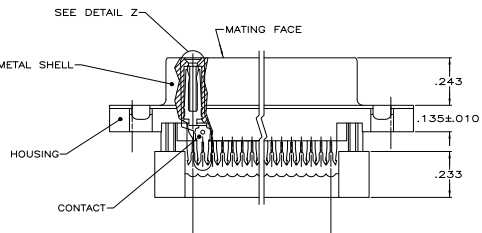
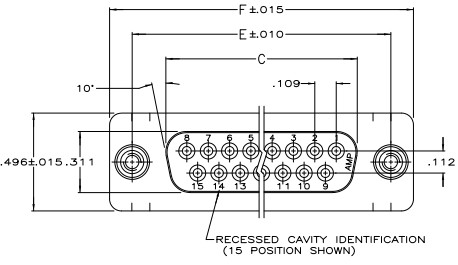
THIS DRAWING IS UNPUBLISHED  
 ALL RIGHTS RESERVED

REV	DATE	DESCRIPTION	BY	CHK	APP
00					
01		REVISED PER EDD-11-004835	11MMR11	RK	HMR

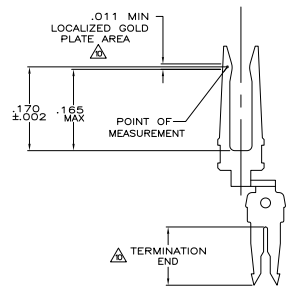
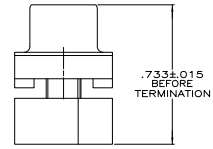
- CONNECTORS COMPLY WITH AMP SPEC. 108-40012 AND MATE WITH ANY SAME NUMBER POSITION PLUG CONNECTOR IN AMPLIMITE SERIES.
- CONNECTOR DESIGNED FOR 28 AND 26 AWG STRANDED AND SOLID CONDUCTOR RIBBON CABLE ON .050 $\pm$ .
- FASTENERS WILL WITHSTAND 6 IN. LBS. TORQUE AND 50 LBS PULL OUT FORCE FROM MATING FACE SIDE.
- MOLDED PARTS: UL RATED 94 V-0 THERMOPLASTIC, COLOR: BLACK.
- SHELL: STEEL PER QQ-S-698.
- CONTACTS: PHOSPHOR BRONZE PER QQ-B-750.
- FASTENERS: BRASS PER QQ-B-626.
- GOLD PLATING PER MIL-C-45204, TIN PLATING PER MIL-T-10727, NICKEL PLATING PER QQ-N-290.
- SHELL: BRIGHT TIN PLATED.
- CONTACTS: PLATED WITH .000030 GOLD IN LOCALIZED GOLD PLATE AREA, .000100-.000200 MATTE TIN ON TERMINATION END, ALL OVER .000050 NICKEL ON ENTIRE CONTACT.
- LOCKING FASTENER IS COLOR CODED BLUE TO IDENTIFY SELF-LOCKING FEATURE.
- LOCKING FEATURE PROVIDES A RESISTIVE TORQUE OF 10 TO 80 IN-OZ, USING A 4-40 GAUGE SCREW.



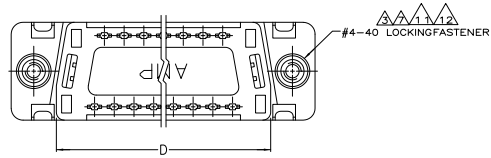
TERMINATED VIEW  
 W/COVER ASSEMBLED



A SPACES AT .050 STAGGERED  
 SPACING = B REF



CONTACT DETAIL



OBsolete	1.216	.984	.759	.643	.400	B	9	5746861-4
	1.541	1.312	1.087	.971	.700	14	15	5746861-3
	2.090	1.852	1.623	1.511	1.200	24	25	5746861-2
	F	E	D	C	B	A	NO OF POS	PART NUMBER

THIS DRAWING IS A CONTROLLED DOCUMENT. **TE CONNECTIVITY**

DESIGNED BY: M. WILMSLEY  
 CHECKED BY: M. WILMSLEY  
 DATE: 10/11/11  
 SIZE: 100779  
 DRAWING NO: 5746861  
 CUSTOMER DRAWING

RECEPTACLE ASSY, LOW PROFILE HDF, FRONT METAL SHELL, W/PROCESSED COVER & LOCKING FASTENERS

REVISED TO: C2