

4

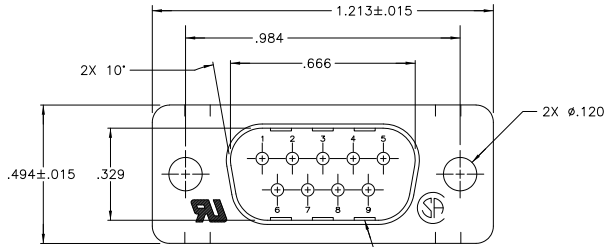
3

2

1

THIS DRAWING IS UNPUBLISHED. RELEASED FOR PUBLICATION
 © COPYRIGHT BY TYCO ELECTRONICS CORPORATION. ALL RIGHTS RESERVED.

LOC	DIST	REVISIONS					
GP	00	P	LTR	DATE	BY	APP'D	
		L		REVISED PER ECO-10-000073	18FEB2010	CJV	SB

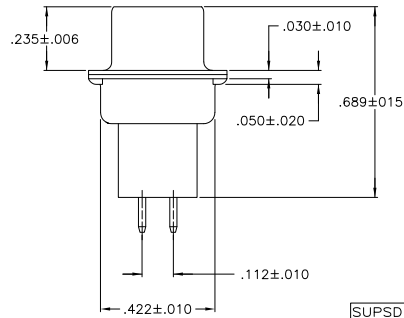
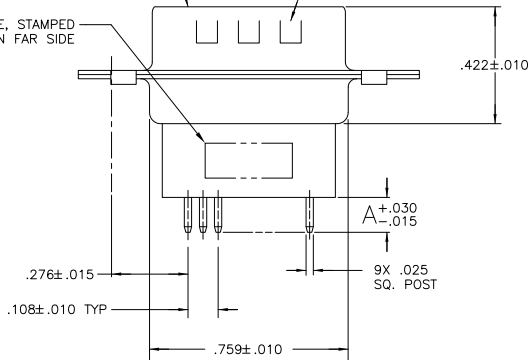


- NOTE DELETED.
- MOLDED PARTS: FLAME RETARDANT 94V-0 RATED THERMOPLASTIC; COLOR, BLACK
CONTACT: BRASS
SHELLS: STEEL
- GOLD FLASH ON MATING END, .000100 MIN TIN-LEAD ON SOLDER END, ALL OVER .000050 MIN NICKEL.
- GOLD PLATED FOR A LENGTH OF .150 FROM MATING END, .000030 MIN GOLD IN MATED AREA, .000100 MIN TIN-LEAD ON OPPOSITE END, ALL OVER .000050 MIN NICKEL.
-OR-
GOLD FLASH OVER PALLADIUM-NICKEL PLATED FOR LENGTH OF .150 MIN FROM MATING END, .000030 MIN TOTAL IN MATED AREA, .000100 MIN TIN-LEAD ON OPPOSITE END, BOTH OVER .000050 MIN NICKEL.
- .000200 MIN TIN OVER .000100 MIN COPPER.

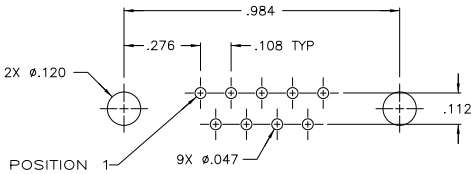
GROUNDING INDENTS

MATING FACE

"AMP", PART NO. & DATE CODE, STAMPED IN AREA INDICATED, ON FAR SIDE



SUPSD BY 745410-1	△	.332	745410-9
SUPSD BY 745410-7	△	.188	745410-8
	△	.188	745410-7
	△	.651	745410-6
SUPSD BY 745410-1	△	.651	745410-5
	△	.427	745410-4
SUPSD BY 745410-1	△	.427	745410-3
SUPSD BY 745410-1	△	.125	745410-2
	△	.125	745410-1
CONTACT FINISH		DIMENSION A	PART NUMBER



P.C. BOARD MOUNTING DIMENSIONS

THIS DRAWING IS A CONTROLLED DOCUMENT.

DWG: J. GERACE 10-25-83	TYCO ELECTRONICS CORPORATION
CHK: J. GERACE 10-25-83	Harrisburg, PA 17105-3608
APP: B. TAYLOR 1-04-84	NAME: B. TAYLOR
PRODUCT SPEC: 108-40025	PLUG ASSEMBLY, SIZE 1, 9 POSN, VERTICAL, .025 SQ. POSTS, W/ GROUNDING INDENTS, AMPULMITE™HDP
APPLICATION SPEC: 114-40013	SIZE CASE CODE (FORMING NO): A2
MATERIAL: SHELLS: △ CONTACTS: SEE TABLE	RESTRICTED TO: △
FINISH: △	HEIGHT: -
CUSTOMER DRAWING	SCALE: NTS SHEET 1 of 1 REV L