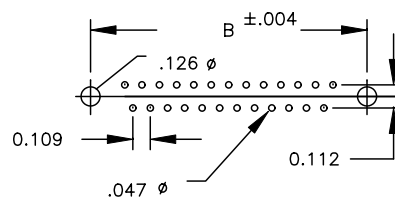
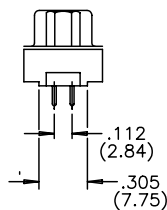
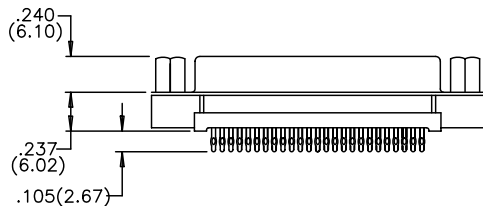
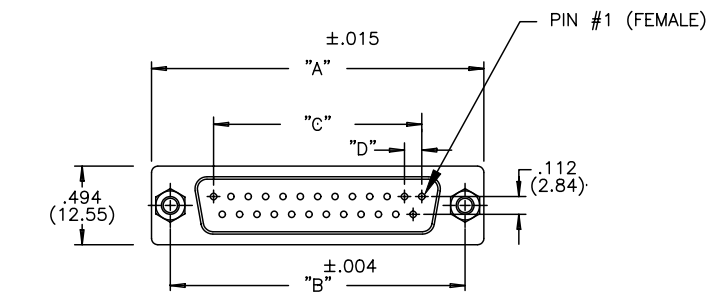


DESCRIPTION: VERTICAL MOUNT FEMALE LOW PROFILE/PLASTIC BACK PRESS FIT



(9, 15, 25, 37 POSITIONS)

MATERIALS:

INSULATOR: THERMOPLASTIC POLYESTER, UL94V-0
CHEMICAL RESISTANCE, COLOR BLACK

SHELL: STEEL, NICKEL OR TIN PLATED

CONTACT: MALE=BRASS; FEMALE=PHOSPHOR BRONZE
GOLD FLASH OR 30 MICRO-INCH IN MATING AREA
TIN-LEAD PLATING ON TAIL ENDS

ELECTRICAL:

CURRENT RATING: 5 AMPERES

DIELECTRIC WITHSTANDING VOLTAGE: 1000VAC rms AT SEA LEVEL

INSULATION RESISTANCE: 5000 MEGOHMS MIN.

CONTACT RESISTANCE: 10 MILLIOHMS MAX.

WORKING TEMPERATURE: -55° TO +125° C

191-025-223-XXX

- SERIES _____
- NUMBER OF CONTACTS _____
- GENDER _____
1 = MALE
2 = FEMALE (NO GROUND INDENTS)
- TERMINATION _____
2 - PRESS FIT
- SHELL _____
2 = TIN SHELL
- HARDWARE OPTIONS: _____
00 = .125 HOLE
55 = 4-40 INSERT
56 = 4-40 INSERT WITH BOARD LOCKS
57 = 4-40 STANDOFF WITH BOARD LOCKS
59 = 4-40 STANDOFF
- PLATING _____
1 = GOLD FLASH
2 = 30 MICRO-INCH GOLD

NUMBER OF CONTACTS	"A" Inch (mm)	"B" Inch (mm)	"C" Inch (mm)	"D" Inch (mm)
9	1.214 (30.84)	.984 (24.99)	.432 (10.97)	.109 (2.76)
15	1.545 (39.24)	1.312 (33.32)	.756 (19.20)	.109 (2.76)
25	2.088 (53.04)	1.852 (47.04)	1.304 (33.12)	.109 (2.76)
37	2.730 (69.34)	2.500 (63.50)	1.956 (49.68)	.109 (2.76)

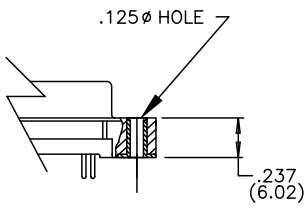


THESE DRAWINGS AND SPECIFICATIONS ARE THE PROPERTY OF NorComp AND SHALL NOT BE REPRODUCED, COPIED OR USED AS THE BASIS FOR THE MANUFACTURE OF SALE OF APPARATUS WITHOUT WRITTEN PERMISSION.

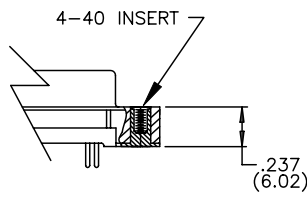
DRAWN: PAM JENKINS		DATE: 8-22-01	
CHECKED:		DATE:	
SCALE:	SHEET 1	OF 1	REV 3
DWG NO. 191-XXX-222-XXX			

NorComp

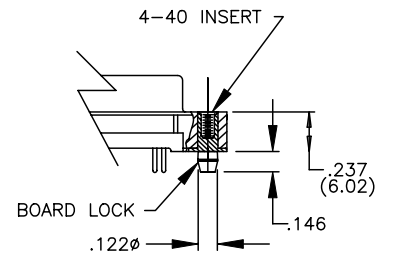
00 = .125 DIA. HOLE



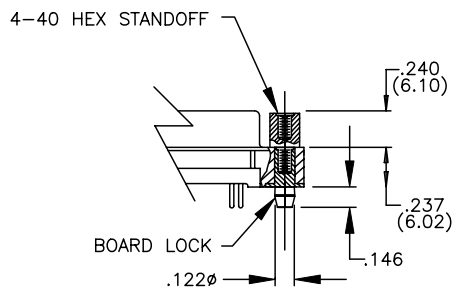
55 = 4-40 INSERT



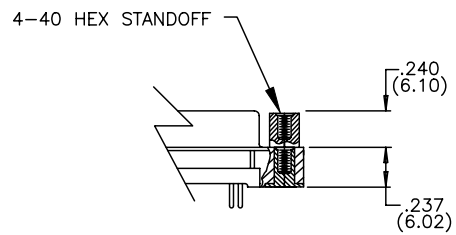
56 = 4-40 INSERT WITH BOARD LOCK



57 = 4-40 STANDOFF WITH BOARD LOCKS



59 = 4-40 STANDOFF



THESE DRAWINGS AND SPECIFICATIONS ARE THE PROPERTY OF NorComp AND SHALL NOT BE REPRODUCED, COPIED OR USED AS THE BASIS FOR THE MANUFACTURE OR SALE OF APPARATUS WITHOUT WRITTEN PERMISSION.

DRAWN:
PAM JENKINS

DATE:
1-18-03

CHECKED:

DATE:

NorComp

SCALE:

SHEET 1 OF 1

REV 1

DWG NO.

191 SERIES HARDWARE OPTIONS