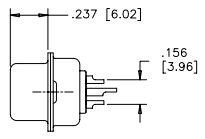
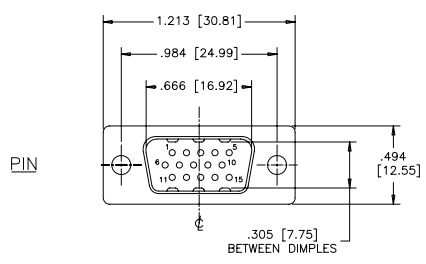


| REVISIONS | | | |
|-----------|-----------------------------|----------|--------|
| REV | ECN, ERN NO. | DATE | APPRD. |
| A | PRODUCT DRAWING (EAR 12956) | OCT03/06 | K.L. |



ORDERING CODE:

PART NUMBER: 1 7 E H D - 0 1 5 P A M - 1 0 0

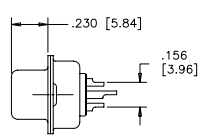
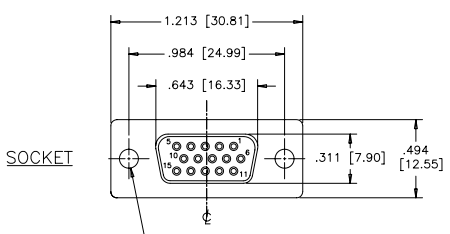
SERIES: 17EHD

NUMBER OF CONTACTS: 015

STYLE: P=PIN, S=SOCKET

TERMINATION-MOUNTING OPTIONS
 000= SOLDER CUP, .120 [3.05] DIA. THROUGH HOLE
 100= SOLDER CUP, #4-40 UNC THREADED HOLES
 200= SOLDER CUP, #4-40 UNC HEX JACK SOCKETS INSTALLED

CONTACT PLATING OPTIONS FOR ENGAGEMENT AREA
 AA= 3µ" [0.08 MICRONS] GOLD FLASH
 CH= 15µ" [0.38 MICRONS] GOLD
 AM= 30µ" [0.76 MICRONS] GOLD



SPECIFICATIONS:

MATERIALS: ALL MATERIALS ARE RoHS COMPLIANT

SHELL: STEEL, TIN PLATED

INSERTS: HIGH TEMPERATURE RESISTANT NYLON, GLASS REINFORCED, UL FLAMMABILITY RATING 94V-0, COLOUR: BLACK

CONTACTS: COPPER ALLOY, GOLD PLATING (SEE ORDERING CODE) OVER 50µ" [1.27 MICRONS] NICKEL ON ENGAGEMENT AREA WITH 100µ" [2.54 MICRONS] MIN. MATTE TIN ON CONTACT TERMINALS.

ELECTRICAL DATA:

CURRENT RATING: 3 AMP

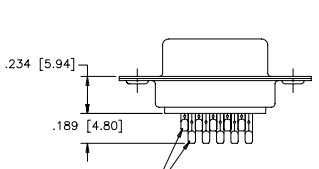
CONTACT RESISTANCE: 15 MILLIOHMS MAX.

INSULATION RESISTANCE: 3000 MEGOHMS MIN.

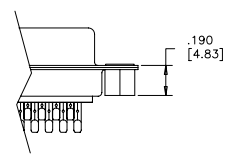
DIELECTRIC WITHSTANDING VOLTAGE: 1000 VAC rms

OPERATING TEMPERATURE: -55°C TO +105°C

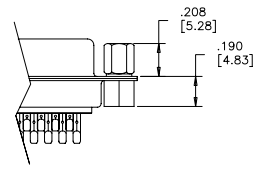
TERMINATION-MTG OPTION 000
 SOLDER CUP, .120 [3.05] DIA. THROUGH HOLE (2 PLACES)



SOLDER CUP WITH .028 [0.71] INSIDE DIAMETER WIRE HOLE



TERMINATION-MTG OPTION 100
 SOLDER CUP, #4-40 UNC THREADED THROUGH HOLES



TERMINATION-MTG OPTION 200
 SOLDER CUP, #4-40 UNC HEX JACK SOCKETS INSTALLED

| | | | |
|-------------------|-----------|--------------|----------|
| DRAWN | J. LEE | DATE | OCT03/06 |
| DESIGNED | | | |
| CHECKED | K. LAMBIE | DATE | OCT03/06 |
| I. E. APPRD. | | | |
| Q. A. APPRD. | | | |
| DWG. APPRD. | | | |
| ENG. REL. NO. | | | |
| REF. | EAR 12956 | | |
| DIMENSIONS ARE IN | | CODE ID. NO. | 03554 |
| INCHES | | SCALE | 2/1 |

Amphenol Canada Corp.

TITLE: 17EHD SERIES HIGH DENSITY D-SUB CONNECTOR, 15 SIZE, SOLDER CUP, PLATING & MOUNTING OPTIONS, RoHS COMPLIANT

| | | |
|-------|--------------------|------------------------------------|
| DWG. | DRAWING NO. | REV. |
| C | P-17EHD-015XXX-X00 | A |
| SCALE | 2/1 | WT. ----- SURF. ----- SHEET 1 of 1 |

THIS DOCUMENT CONTAINS PROPRIETARY INFORMATION AND SUCH INFORMATION MAY NOT BE DISCLOSED TO OTHERS FOR ANY PURPOSE OR USED FOR MANUFACTURING PURPOSES WITHOUT WRITTEN PERMISSION FROM AMPHENOL CANADA CORP.