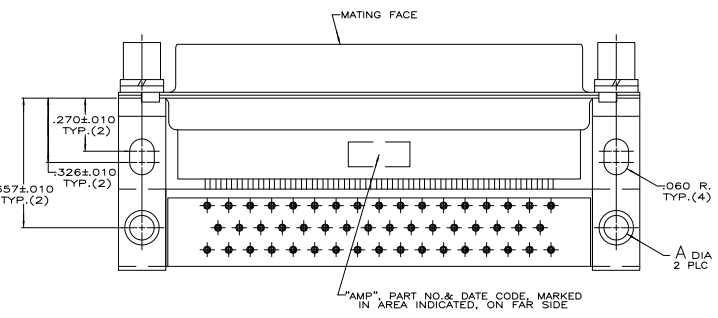
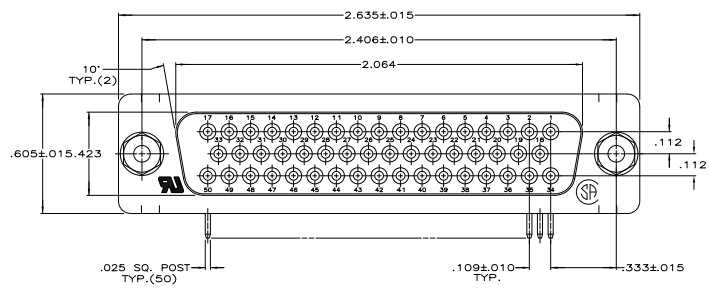
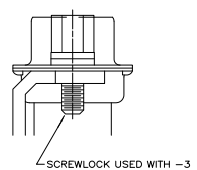
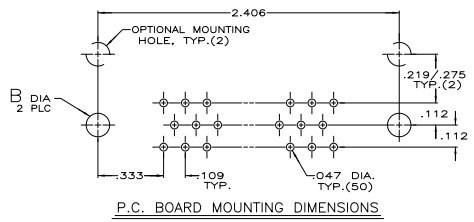
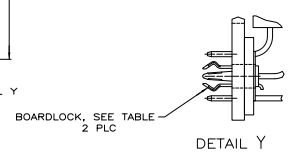
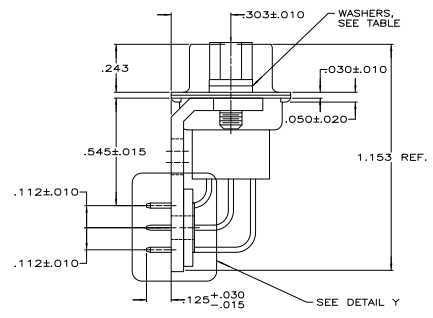


REV	DATE	DESCRIPTION	BY	APP
00	J1	REVISED PER EDD-11-004835	11MM11	RK HMR



- ▲ MOLDED PARTS: FLAME RETARDANT 94V-0 RATED THERMOPLASTIC, BLACK
- CONTACTS: PHOSPHOR BRONZE
- SHELLS AND BRACKETS: STEEL
- SCREWLOCKS AND WASHERS: STEEL
- BOARDLOCK: BRASS
- ▲ SHELLS: .000200 MIN TIN ON TIN-LEAD OVER .000100 MIN COPPER.
- BRACKETS: .000200 MIN TIN OVER .000050 MIN COPPER.
- SCREWLOCKS AND WASHERS: .000200 MIN ZINC WITH CLEAR CHROMATE COATING
- BOARDLOCK: .000150 MIN TIN-LEAD OVER .000050 MIN NICKEL.
- CONTACTS: SEE TABLE
- ▲ GOLD FLASH FOR LENGTH OF .100 MIN FROM MATING END, .000100 MIN TIN-LEAD ON OPPOSITE END, BOTH OVER .000050 MIN NICKEL.
- ▲ .000030 MIN GOLD FOR LENGTH OF .100 MIN FROM MATING END, .000100 MIN TIN-LEAD ON OPPOSITE END, BOTH OVER .000050 MIN NICKEL.
- OR-
- GOLD FLASH OVER .000030 MIN PALLADIUM NICKEL FOR A LENGTH OF .100 MIN FROM MATING END, .000100 MIN TIN-LEAD ON OPPOSITE END, BOTH OVER .000050 MIN NICKEL.
- ▲ ADVANCED PART NUMBER, NOT PRODUCTION TOOLED.
- 6. CONNECTOR MATES WITH ANY 50 POS. PLUG IN AMPPLIMITE SERIES & COMPLIES WITH AMP SPEC: 109-40,005 WHERE APPLICABLE.



OBSELETE	NO	YES	125±.003	-	747193-5
OBSELETE	YES	YES	125±.003	-	747193-4
	YES	NO	.120	.120	747193-3
	YES	NO	.120	.120	747193-2
	YES	NO	.120	.120	747193-1

WASHERS	BOARDLOCK	B	A	CONTACT FINISH	PART NUMBER

THIS DRAWING IS A CONTROLLED DOCUMENT. REFERENCE #37-31

REVISIONS: REFERENCE #37-31

DATE: 11/11/11

PROJECT: RECEPTACLE ASSEMBLY, SIZE 5, 50 POS., RIGHT ANGLE, S45 SERIES, .025 SQ. POSTS, W/ SCREWLOCKS, AMPPLIMITE, HSP

SIZE: A1 00779 (G=747193)

CUSTOMER DRAWING