THIS DRAWING IS UNPUBLISHED. RELEASED FOR PUBLICATION
© COPYRIGHT BY TYCO ELECTRONICS CORPORATION. ALL INTERNATIONAL RIGHTS RESERVED.

| LOC | DIST |
|---|---|
| GP | 00 |

REVISIONS

| P | LTR | DESCRIPTION | DATE | DRN | APVD |
|---|---|---|---|---|---|
| | C | REVISED PER ECO-10-019804 | 28OCT10 | HMR | JL |

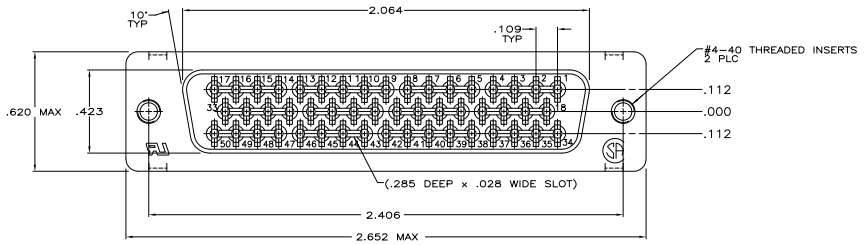


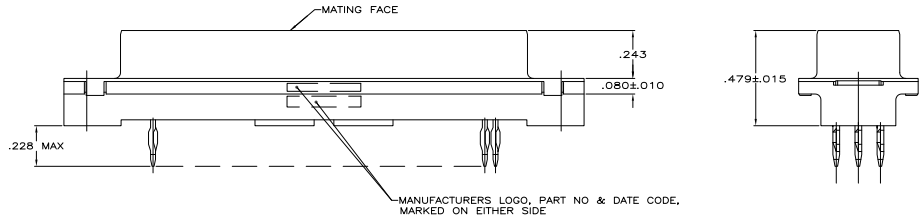


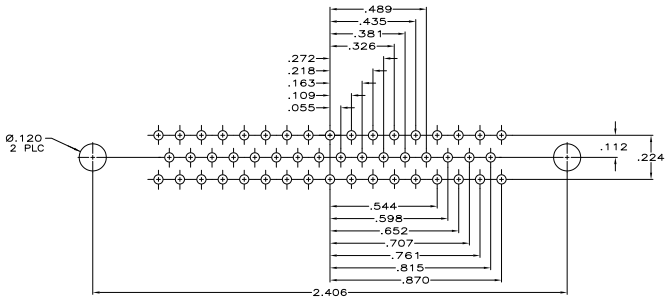


RECOMMENDED PC BOARD HOLE LAYOUT 1

1. PC BOARD RECOMMENDATIONS:
   A. HOLES SHOULD BE DRILLED WITH A 1.15 mm DRILL.
   B. MINIMUM PCB TIN PLATING TO BE .0003 THICK OVER .002±.001 THICK COPPER.
   C. RECOMMENDED HOLE SIZE AFTER TIN PLATING IS .037 TO .043 FOR PCB .093 TO .125 THICK.
   D. IF HOLE IS REFLOWED AFTER PLATING, DIA TO BE .036 TO .043.

2. GOLD FLASH ON MATING SURFACE.
   .000100 MIN TIN ON COMPLIANT PIN, ALL OVER .000050 MIN NICKEL.

3. 0.76 MICRO METERS [.000030] MINIMUM GOLD IN MATING AREA.
   2.54 MICRO METERS [.000100] MINIMUM TIN ON COMPLIANT PIN.
   ALL OVER 1.27 MICRO METERS [.000050] MINIMUM NICKEL.
   OR
   GOLD FLASH OVER PALLADIUM NICKEL.
   0.76 MICRO METERS [.000030] MINIMUM TOTAL IN MATING AREA.
   2.54 MICRO METERS [.000100] MINIMUM TIN ON COMPLIANT PIN.
   ALL OVER 1.27 MICRO METERS [.000050] MINIMUM NICKEL.

4. SHELL:.0002 MIN TIN OVER .000100 MIN COPPER.
   CONTACTS: SEE TABLE
   INSERTS: UNPLATED

5. HOUSING: FLAME RETARDANT, UL 94V-0 RATED, THERMOPLASTIC;
   COLOR: BLACK
   CONTACTS: COPPER ALLOY
   SHELL: CARBON STEEL
   INSERT: BRASS

| | INSERT THREAD LENGTH | CONTACT FINISH | PART NO. |
|---|---|---|---|
| | HALF | 3 | 5747144-2 |
| OBSOLETE | HALF | 2 | 5747144-1 |

THIS DRAWING IS A CONTROLLED DOCUMENT.

DIMENSIONS: INCHES

TOLERANCE UNLESS OTHERWISE SPECIFIED: 0 PLC ± – ; 1 PLC ± – ; 2 PLC ± – ; 3 PLC ± .005 ; 4 PLC ± .002 ; ANGLES ± 2°

MATERIAL 5 ; FINISH 4

| | | |
|---|---|---|
| TRN A. FERNANDEZ-DOCKS | 03-31-05 | Tyco Electronics Corporation Harrisburg, PA 17105-3608 |
| CHK S. BOLASH | 03-31-05 | |
| APVD M. WALMSLEY | 03-31-05 | NAME RCPT ASSY, SIZE 5, 50 POSN, AMPLIMITE HD-20 MDM PROFILE, W/ ACTION PIN CONT & METAL SHELL (PCB .093/.125) W/ #4-40 THREADED INSERTS. |
| PRODUCT SPEC 108-40014 | | |
| APPLICATION SPEC 114-40026 | | SIZE A1 CAGE CODE 00779 DRAWING NO C-5747144 |
| WEIGHT – | | RESTRICTED TO – |
| RESTRICTED CUSTOMER | | SCALE 4:1 SHEET 1 OF 1 REV C |

4805 (1/98)

Downloaded from Elcodis.com electronic components distributor