THIS DRAWING IS UNPUBLISHED. RELEASED FOR PUBLICATION -.-.-
© COPYRIGHT - BY TYCO ELECTRONICS CORPORATION. ALL RIGHTS RESERVED.

LOC	DIST
GP	00

REVISIONS

P	LTR	DESCRIPTION	DATE	DRN	APVD
	L	REVISED PER ECO-06-024575	24JAN07	JDP	EDB

1. CONNECTOR MATES WITH ANY 50 POS. PLUG IN AMPLIMITE SERIES & COMPLIES WITH AMP SPEC. 108-40,005 WHERE APPLICABLE.

2. FLAME RETARDANT 94V-O RATED THERMOPLASTIC; COLOR: BLACK.

3. PHOS. BRONZE PER QQ-B-750.

4. GOLD PLATED PER MIL-G-45204, TIN PLATING PER MIL-T-10727,, BOTH OVER NICKEL PLATING PER QQ-N-290.

5. .000030 GOLD FOR LENGTH OF .100 MIN FROM MATING END, .000100 MIN TIN-LEAD ON OPPOSITE END, BOTH OVER .000050 MIN NICKEL.
OR
GOLD FLASH OVER PALLADIUM NICKEL PLATED FOR LENGTH OF .100 MIN FROM MATING END, .000030 MIN PALLADIUM NICKEL IN MATED AREA, .000100 MIN TIN-LEAD ON OPPOSITE END, BOTH OVER .000050 MIN NICKEL.

6. GOLD FLASH FOR LENGTH OF .100 MIN FROM MATING END, .000100 MIN TIN-LEAD ON OPPOSITE END, BOTH OVER .000050 MIN NICKEL.

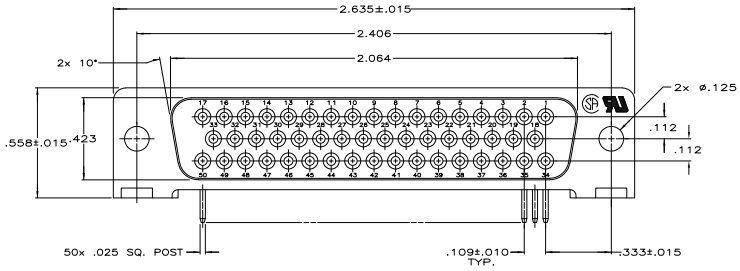

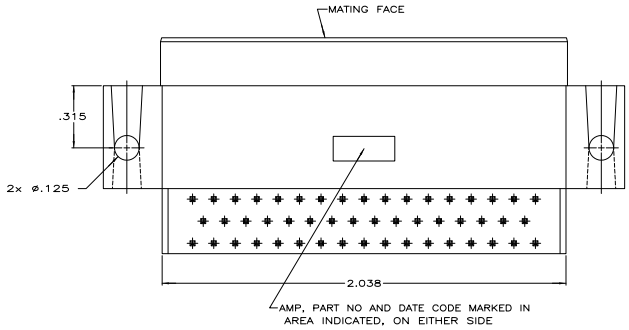

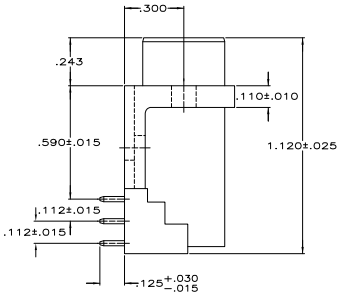

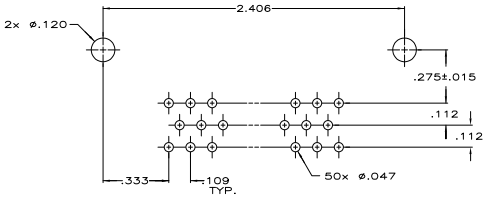

P.C. BOARD MOUNTING DIMENSIONS

7	206973-4
6	206973-3
5	206973-2
4	206973-1
CONTACT FINISH	PART NUMBER

THIS DRAWING IS A CONTROLLED DOCUMENT.

DIMENSIONS: INCHES
TOLERANCE UNLESS OTHERWISE SPECIFIED:
0 PLC ± -
1 PLC ± -
2 PLC ± -
3 PLC ± .005
4 PLC ± .005
ANGLES ± -

MATERIAL: MOLDED PARTS: 2 CONTACTS: 3
FINISH: 4 SEE TABLE

DR: J. POLIGNONE 01FEB07
DM: F. BRIANT 01FEB07
APVD: F. BRIANT 01FEB07
PRODUCT SPEC: 108-40025
APPLICATION SPEC: 114-40015
WEIGHT: -
CUSTOMER DRAWING

Tyco Electronics
Tyco Electronics Corporation
Harrisburg, PA 17105-3608

NAME: RECEPTACLE ASSEMBLY, SIZE 5, 50 POSN, RIGHT ANGLE, .590 SERIES, .025 SQ. POSTS, AMPLIMITE HD-20

SIZE: A1 CAGE CODE: 00779 DRAWING NO: C-206973 RESTRICTED TO: -
SCALE: 4:1 SHEET 1 OF 1 REV: L

AMP 4805 REV 31MR2000

Downloaded from Elcodis.com electronic components distributor