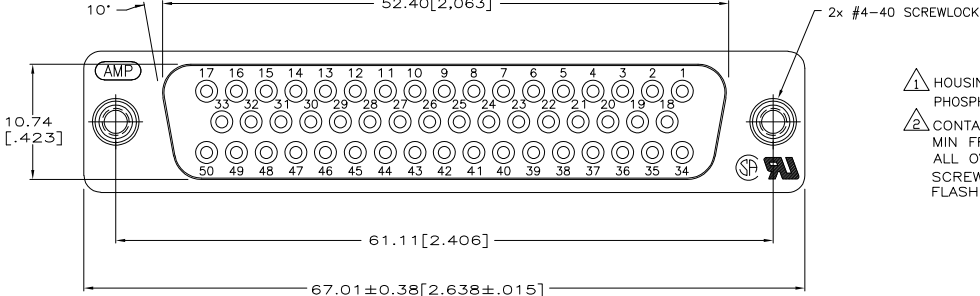
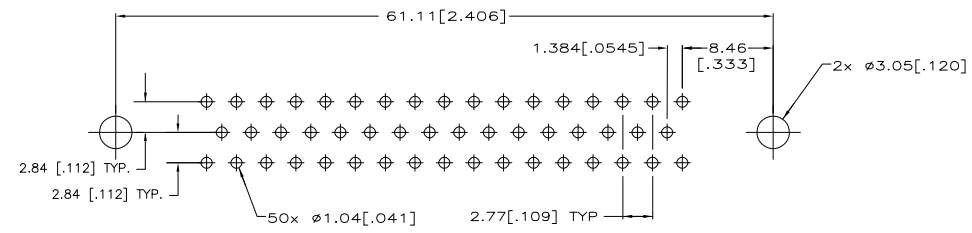
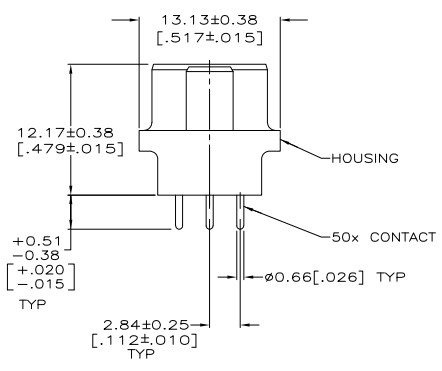
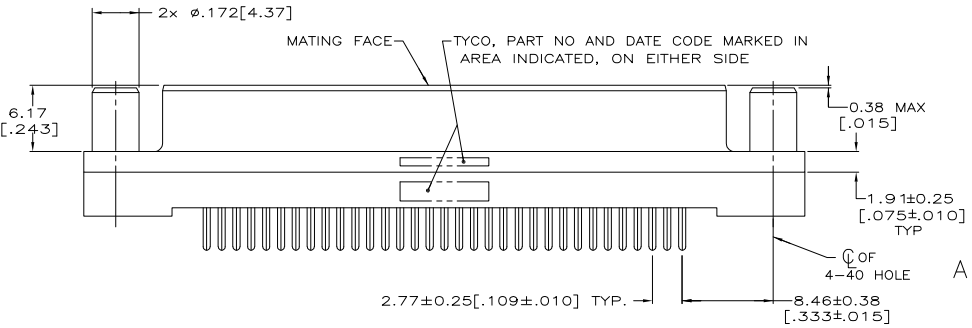


THE DRAWING IS UNPUBLISHED. RELEASED FOR PUBLICATION. BY TYCO ELECTRONICS CORPORATION. ALL RIGHTS RESERVED.

REV	DATE	DESCRIPTION	DATE	BY	APP
0	14SEP05	RELEASED PER EC 0513-0087-05		GP	JG



△ HOUSING: BLACK POLYESTER, UL 94V-0 RATED; CONTACTS: PHOSPHOR BRONZE; SCREWLOCKS: BRASS.  
 △ CONTACTS: 0.76 μm [0.00030] MIN GOLD FOR A LENGTH OF 2.54 [0.100] MIN FROM MATING END, 2.54 μm [0.00100] MIN TIN ON OPPOSITE END, ALL OVER 1.27 μm [0.00050] MIN NICKEL. SCREWLOCKS: 1.27 μm [0.00050] MIN NICKEL OVER COPPER FLASH.



RECOMMENDED PC BOARD MOUNTING DIMENSIONS

**COPYRIGHT 2005  
 TYCO ELECTRONICS CORP  
 ALL RIGHTS RESERVED**

4.32 [0.170]	5745080-6
3.18 [0.125]	5745080-4
A	PART NO

THIS DRAWING IS A CONTROLLED DOCUMENT.		BY: G. PETERS	14SEP05		Tyco Electronics Corporation
DIMENSIONS: mm [INCHES]		CHK: S. BOLASH	14SEP05		Harrisburg, PA 17105-3608
TOLERANCES UNLESS OTHERWISE SPECIFIED:		APP: M. WALMSLEY	14SEP05	TYPE	RECEPTACLE ASSEMBLY, SIZE 5, 50 POSN, VERTICAL, AMPLIMITE HD-20
Ø	±	PRODUCT SPEC	108-40025	SIZE	A2
±	± 0.13 [0.005]	APPLICATION SPEC		DATE	00779
±	±	WEIGHT		DRAWING NO	5745080
±	±	ANGLE		SCALE	4:1
±	±	FINISH		SHEET	1 of 1
		CUSTOMER DRAWING		REV	0

AMP 1471-B REV 31MMR2000

5745080