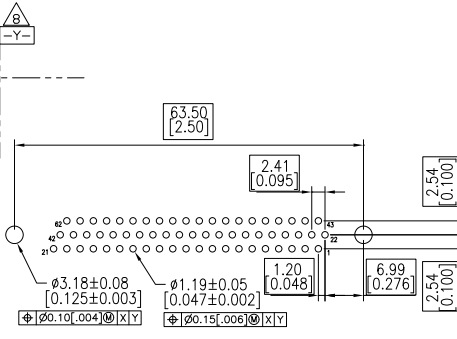
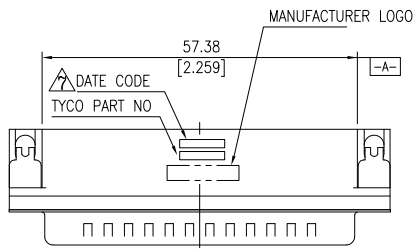


THIS DRAWING IS UNPUBLISHED. RELEASED FOR PUBLICATION BY TYCO ELECTRONICS CORPORATION. ALL RIGHTS RESERVED.

LOC	DIST	REVISIONS		DATE	BY	APP'D
GP	00	F	LR			
		A		REVISED PER ECO-09-005756	15APR2009	ZMR/SLB

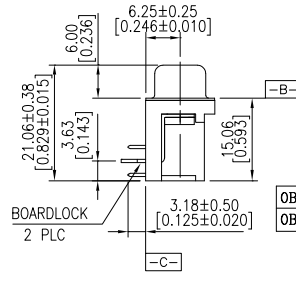
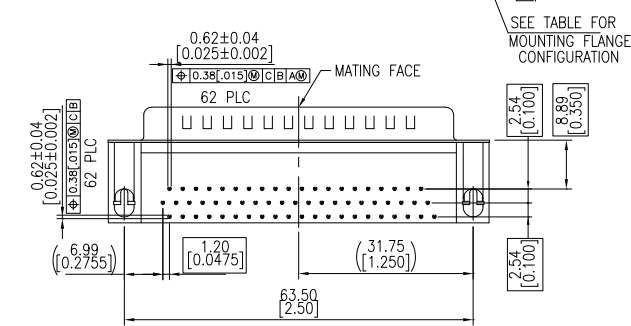
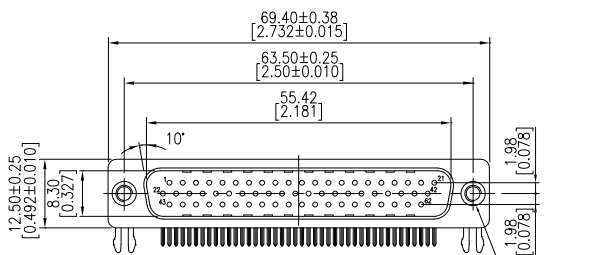


- HOUSING MATERIAL: PBT, GLASS FILLED, BLACK, UL 94V-0 RATED.
- CONTACT MATERIAL: PHOSPHOR BRONZE.
- CONTACT FINISH: GOLD PLATE IN MATING AREA (SEE TABLE), 120μ" MIN TIN PLATE ON SOLDER TAIL, BOTH OVER 50μ" MIN NICKEL UNDERPLATE.
- SHELL: STEEL, NICKEL PLATE.
- BOARDLOCK: BRASS, 100μ" MIN TIN PLATE.
- THREADED INSERTS: BRASS, NICKEL PLATE.

△ FOUR DIGIT DATE CODE IN THIS FORMAT.

Year 01 45 Manufacturing Week

△ DATUMS  $\square-X-$  &  $\square-Y-$  TO BE ESTABLISHED BY CUSTOMER.



OBSOLETE	Tray	Detail A	Gold flash	5749639-3
OBSOLETE	Tray	Detail A	15μ" MIN	5749639-2
	Tray	Detail A	30μ" MIN	5749639-1
	Packaging	Mounting Flange Configuration	CONTACT MATING AREA FINISH	PART NUMBER

THIS DRAWING IS A CONTROLLED DOCUMENT.		DRM	B. MCMASTER	21SEP05	Tyco Electronics Corporation Harrisburg, PA 17105-3608	
DIMENSIONS: mm		CHK	S. BOLASH	21SEP05		
TOLERANCES UNLESS OTHERWISE SPECIFIED:		APP'D	M. WALSLEY	21SEP05		
0 PLC	±	PRODUCT SPEC		NAME	AMPLITE HD-22 62 POS PLUG, RIGHT ANGLE	
1 PLC	± 0.30	APPLICATION SPEC		SIZE		
2 PLC	± 0.50	WEIGHT		ONE CODE	DRAWING NO	RESTRICTED TO
3 PLC	± 0.10	CUSTOMER DRAWING		A2	00779	C=5749639
4 PLC	±	SCALE		1:1	SHEET	1 of 1
ANGLES	±	REV				A

AMP 1471-9 REV 31MM2000

5749639

A