

4

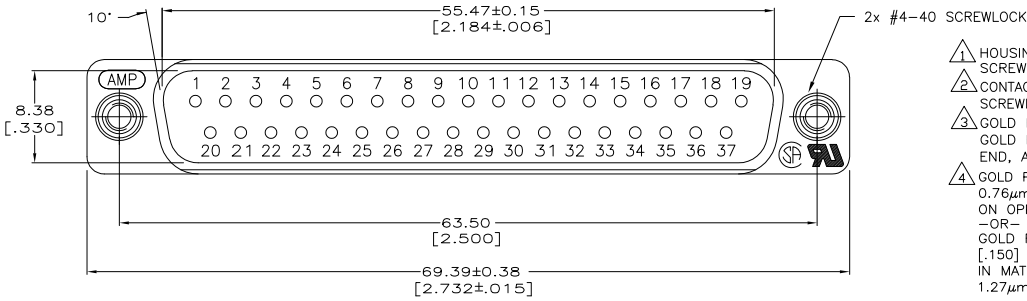
3

2

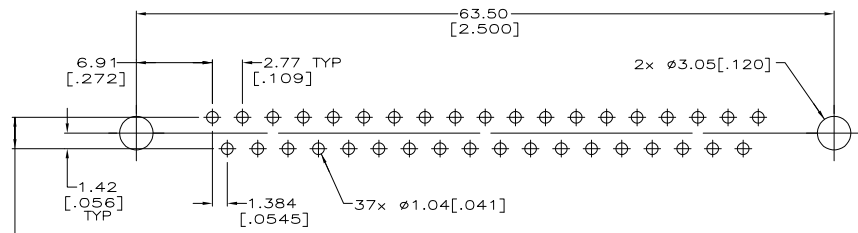
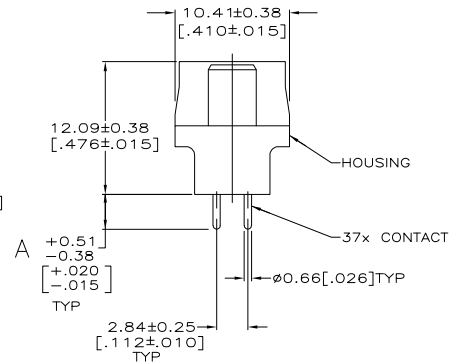
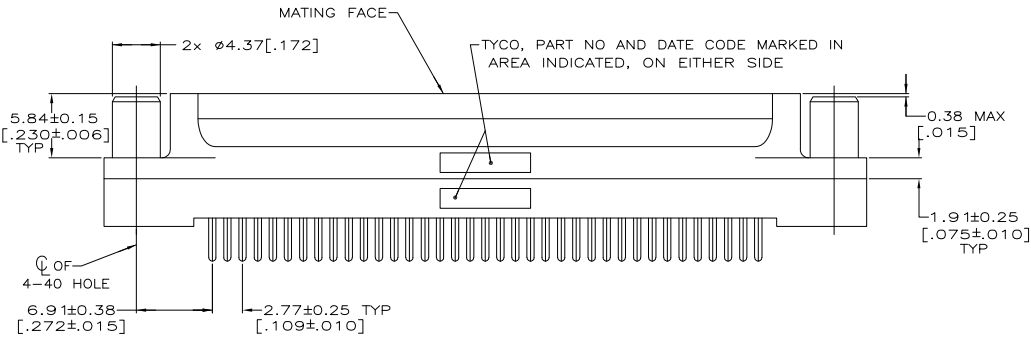
1

THIS DRAWING IS UNPUBLISHED. RELEASED FOR PUBLICATION
 © COPYRIGHT BY TYCO ELECTRONICS CORPORATION. ALL RIGHTS RESERVED.

LOC		DIBT		REVISIONS			
GP	00	F	LTR	DESCRIPTION	DATE	BY	APP'D
		A		REVISED PER ECO-06-026339	18/DEC/06	ZMR	EDB



- 1 HOUSING: BLACK POLYESTER, UL 94V-0 RATED; CONTACTS: BRASS SCREWLOCKS: BRASS.
- 2 CONTACTS: SEE TABLE. SCREWLOCKS: 1.27µm [.000050] MIN NICKEL OVER COPPER FLASH.
- 3 GOLD PLATED FOR A LENGTH OF 3.81 [.150] MIN FROM MATING END, GOLD FLASH IN MATED AREA, 2.54µm [.000100] MIN TIN ON OPPOSITE END, ALL OVER 1.27µm [.000050] MIN NICKEL.
- 4 GOLD PLATED FOR A LENGTH OF 3.81 [.150] MIN FROM MATING END, 0.76µm [.000030] MIN GOLD IN MATED AREA, 2.54µm [.000100] MIN TIN ON OPPOSITE END, ALL OVER 1.27µm [.000050] MIN NICKEL -OR- GOLD FLASH OVER PALLADIUM NICKEL PLATED FOR LENGTH OF 3.81 [.150] MIN FROM MATING END, 0.76µm [.000030] MIN PALLADIUM NICKEL IN MATED AREA, 2.54µm [.000100] MIN TIN ON OPPOSITE END, ALL OVER 1.27µm [.000050] MIN NICKEL.



RECOMMENDED PC BOARD MOUNTING DIMENSIONS

COPYRIGHT 2005 TYCO ELECTRONICS CORP ALL RIGHTS RESERVED

4.32 [.170]	4	5745074-4
3.18 [.125]	3	5745074-2
3.18 [.125]	2	5745074-1
A CONTACT FINISH		PART NO

THIS DRAWING IS A CONTROLLED DOCUMENT.		DRN	135EPOS	tyco	Tyco Electronics Corporation
		CHK	135EPOS	Electronics	Harrisburg, PA 17105-3608
		APP	135EPOS		
		NAME	M. WALMSLEY		
		PRODUCT SPEC	108-40025		
		APPLICATION SPEC			
		WEIGHT		SIZE	CAGE CODE DRAWING NO
		MATERIAL		A2	00779 C=5745074
		FINISH		CUSTOMER DRAWING	SCALE 4:1 SHEET 1 of 1 REV A

AMP 1471-9 REV 31MM2000

5745074

A