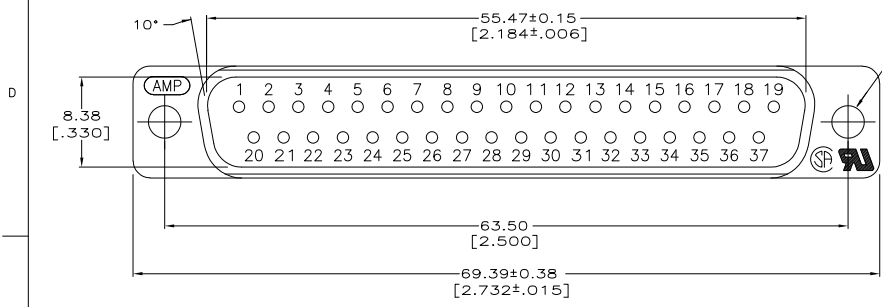
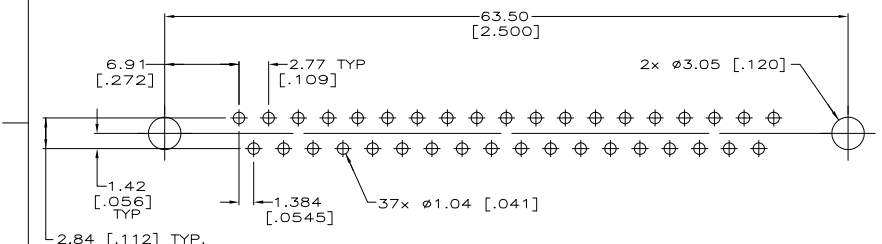
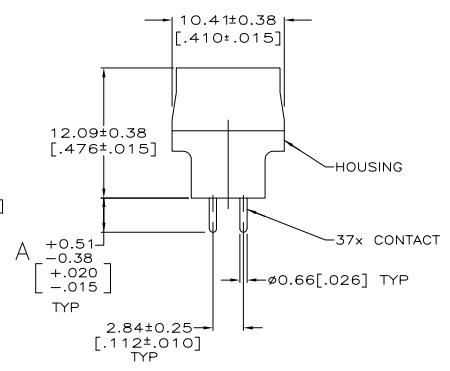
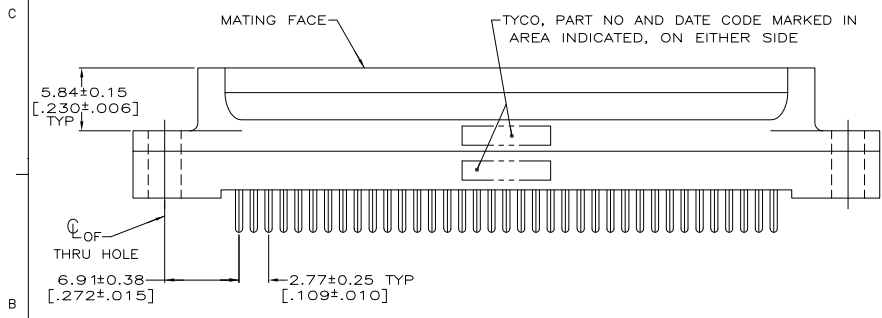


THIS DRAWING IS UNPUBLISHED.  
 RELEASED FOR PUBLICATION  
 BY TYCO ELECTRONICS CORPORATION. ALL RIGHTS RESERVED.

LOC	QTY	REV	DESCRIPTION	DATE	BY	APP
GP	00	0	RELEASED PER EC 0513-0087-05	12SEP05	GP	JG



- △ HOUSING: BLACK POLYESTER, UL 94V-0 RATED; CONTACTS: BRASS
- △ CONTACTS: GOLD PLATED FOR A LENGTH OF 3.81[.150] MIN FROM MATING END, GOLD FLASH IN MATED AREA, 2.54µm[.000100] MIN TIN ON OPPOSITE END, ALL OVER 1.27µm[.000050] MIN NICKEL.



RECOMMENDED PC BOARD MOUNTING DIMENSIONS

4.32	.170	5208009-3
3.18	.125	5208009-1
A		PART NO.

**COPYRIGHT 2005  
 TYCO ELECTRONICS CORP  
 ALL RIGHTS RESERVED**

THIS DRAWING IS A CONTROLLED DOCUMENT.		BY G. PETERS	12SEP05	Tyco Electronics Corporation Harrisburg, PA 17105-3608
DIMENSIONS: TO DIMENSIONS UNLESS OTHERWISE SPECIFIED:		CHKD S. BOLASH	12SEP05	
DRAWN M. WALMSLEY		DATE 12SEP05	REV 0	PLUG ASSEMBLY, SIZE 4, 37 POSN, VERTICAL, AMPLIMITE HD-20
PRODUCT SPEC 108-40025		APPLICATION SPEC		
MATERIAL	FINISH	WEIGHT	SIZE	CAGE CODE
△	△	-	A2	00779
CUSTOMER DRAWING			DRAWING NO	5208009
			SCALE	4:1
			SHEET	1 of 1
			REV	0

AMP 1471-B REV 31MMP2000