

4

3

2

1

THIS DRAWING IS UNPUBLISHED. RELEASED FOR PUBLICATION. ALL RIGHTS RESERVED.

LOC		DIST		REVISIONS			
GP	00	F	LNK	DESCRIPTION	DATE	MIN	APD
		B1		REVISED PER ECO-11-004835	11MAR11	RK	HMR

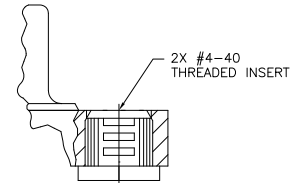
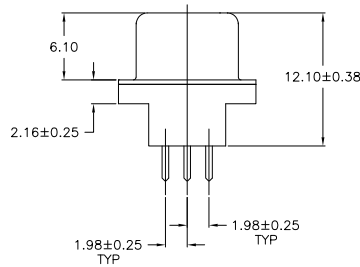
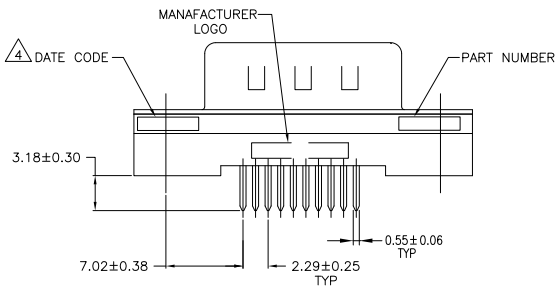
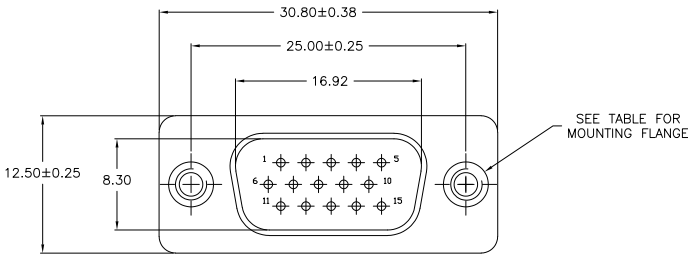
MATERIAL:

- HOUSING: PBT 30% G.F. POLYESTER, BLACK, UL-94V-0 RATED.
- CONTACT: BRASS, GOLD IN MATING AREA (SEE TABLE), 120µ" MIN TIN PLATE ON SOLDER-TAIL, BOTH OVER 50µ" MIN NICKEL UNDERPLATE.
- SHELL: STEEL, NICKEL PLATE.

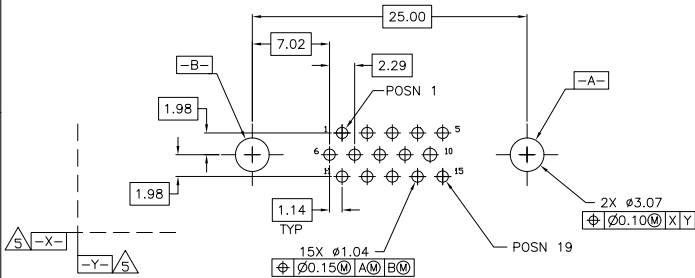
△ FOUR DIGIT DATE CODE IN THIS FORMAT.

YEAR 01 45 MANUFACTURING WEEK

△ DATUMS -X- & -Y- TO BE ESTABLISHED BY CUSTOMER.



DETAIL A



RECOMMENDED PCB LAYOUT

OBsolete	TRAY	GOLD FLASH	DETAIL A	5749798-4
OBsolete	TRAY	15µ" MIN GOLD	DETAIL A	5749798-3
	TRAY	30µ" MIN GOLD	DETAIL A	5749798-1
PACKAGING	CONTACT MATING AREA FINISH	MOUNTING FLANGE CONFIGURATION	PART NUMBER	

THIS DRAWING IS A CONTROLLED DOCUMENT.		DRG	BY	DATE	REV	DESCRIPTION
DIMENSIONS: mm		S.	S.	14JUN05	1	BOLASH
TOLERANCES UNLESS OTHERWISE SPECIFIED:		S.	S.	14JUN05	1	BOLASH
0 PLC ± .30		ZPDC		14JUN05	1	NAME
1 PLC ± .30		PRODUCT SPEC				108-1092
2 PLC ± .30		APPLICATION SPEC				114-13199
3 PLC ± .10		WEIGHT				A2 00779 C=5749798
4 PLC ± .10		FINISH				
ANGLES ± .5°		CUSTOMER DRAWING				

TE Connectivity

AMPLITE HD-22, VERTICAL

15 POS. PLUG

RESTRICTED TO

SCALE 4:1 SHEET 1 of 1 REV B1