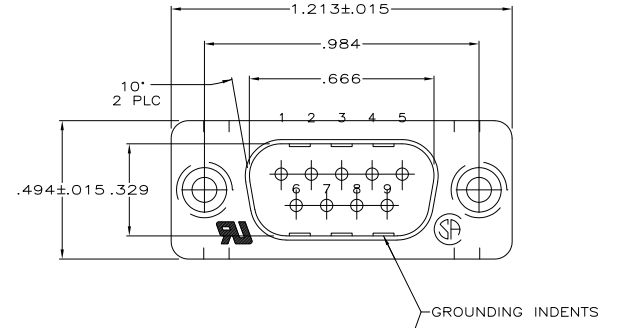
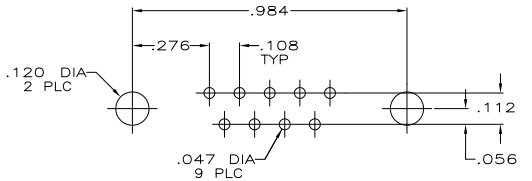
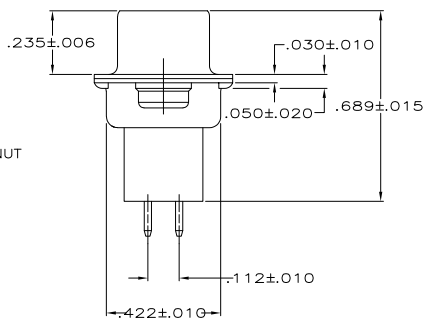
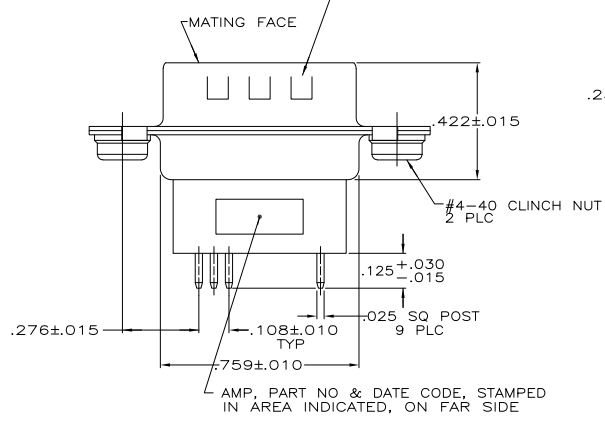


THIS DRAWING IS UNPUBLISHED. RELEASED FOR PUBLICATION  
 © COPYRIGHT BY TYCO ELECTRONICS CORPORATION. ALL RIGHTS RESERVED.

LOC	DIST	REVISIONS					
GP	00	P	LTR	DESCRIPTION	DATE	MIN	APD
		E		REVISED PER ECO-10-000073	15FEB2010	CR	SB



1. NOTE DELETED.
- △ MOLDED PARTS: FLAME RETARDANT 94V-0 RATED GLASS FILLED NYLON OR POLYESTER, BLACK;
  - CONTACTS: BRASS;  
SHELLS: STEEL;  
CLINCH NUTS: STEEL;
  - △ SHELLS: .000200 MIN TIN OVER .000100 MIN COPPER.  
CLINCH NUTS: .000300 MIN ZINC WITH CLEAR CHROMATE COATING.
  - △ GOLD PLATED FOR A LENGTH OF .150 FROM MATING END, .000030 MIN GOLD IN MATED AREA, .000100-.000200 TIN OR TIN-LEAD ON SOLDER END, ALL OVER .000050 MIN NICKEL ON ENTIRE CONTACT.  
-OR-  
GOLD FLASH OVER PALLADIUM-NICKEL PLATED FOR LENGTH OF .150 FROM MATING END, .000030 MIN TOTAL IN MATED AREA, .000100-.000200 TIN OR TIN-LEAD ON SOLDER END, ALL OVER .000050 MIN NICKEL ON ENTIRE CONTACT.



PC BOARD MOUNTING DIMENSIONS

AMP 1471-9 REV 31MM2000

THIS DRAWING IS A CONTROLLED DOCUMENT.		DATE: 8-30-88	Tyco Electronics Corporation Harrisburg, PA 17105-3608
DRAWN BY: L. SHIFF		8-31-88	
CHECKED BY: W. LENKER		9-2-88	PART NUMBER: 749014-1
APPROVED BY: C. ROHDE			
DIMENSIONS: INCHES		PRODUCT SPEC: 108-40025	PLUG ASSEMBLY, SIZE 1, 9 POSN, VERTICAL, W/ GROUNDING INDENTS & CLINCH NUTS, AMPLIMITE® HDP-20
TOLERANCES UNLESS OTHERWISE SPECIFIED:		APPLICATION SPEC: 114-40013	
0 PLC ± .005		SIZE: A2	RESTRICTED TO: -
1 PLC ± .005		QTY CODE: 00779	
2 PLC ± .005		DRAWING NO: C=749014	SCALE: 4:1
3 PLC ± .005			
4 PLC ± .005			SHEET: 1 of 1
ANGLES ± .5°			
MATERIAL: △		CONTACTS: SEE TABLE	REV: E
FINISH: △		CUSTOMER DRAWING	

749014

A