THIS DRAWING IS UNPUBLISHED. RELEASED FOR PUBLICATION
© COPYRIGHT - By - ALL RIGHTS RESERVED.

LOC	DIST	REVISIONS				
GP	00	P	LTR	DESCRIPTION	DATE	DWN	APVD
			M2	REVISED PER ECO-11-004835	11MAR11	RK	HMR

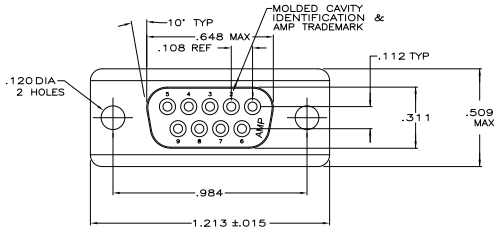

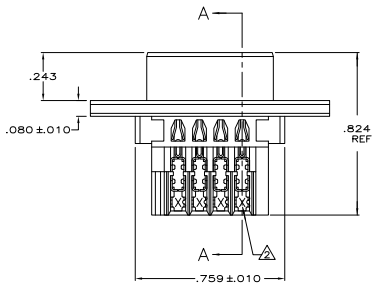

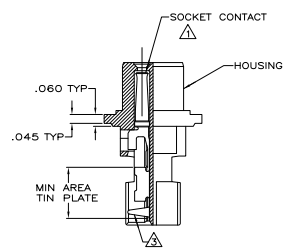

SECTION A–A

1. HOUSING FULLY LOADED WITH CONTACTS.
2. NUMBER ON CONTACT INDICATES WIRE RANGE.
3. CONTACT INSULATION RANGE: .060 MAXIMUM O.D.
4. CONTACTS PLATED .000030 GOLD ON MATING END FOR .100 MIN LENGTH. .000100–.000200 THICK BRIGHT TIN OR BRIGHT TIN–LEAD IN AREA SHOWN. .000050 THICK NICKEL UNDERPLATE ON ENTIRE CONTACT.
5. CONTACTS PLATED WITH GOLD FLASH ON MATING END FOR .100 MIN LENGTH. .000100–.000200 THICK BRIGHT TIN OR BRIGHT TIN–LEAD IN AREA SHOWN. .000030 THICK NICKEL UNDERPLATE ON ENTIRE CONTACT.
6. CONTACTS PLATED .000030 GOLD ON MATING END FOR .100 MIN LENGTH. .000100–.000200 THICK MATTE TIN IN AREA SHOWN. .000050 THICK NICKEL UNDERPLATE ON ENTIRE CONTACT.
7. CONTACTS PLATED WITH GOLD FLASH ON MATING END FOR .100 MIN LENGTH, .000100–.000200 THICK MATTE TIN IN AREA SHOWN. .000030 MIN THICK NICKEL UNDERPLATE ON ENTIRE CONTACT.
8. HOUSING: BLACK THERMOPLASTIC 94V–0 RATED. CONTACTS: PHOSPHOR BRONZE.

	FINISH	2	AWG WIRE RANGE	PART NUMBER
	7	2	#22–26	745201–9
OBSOLETE	6	3	#20–22	745201–8
	5	2	#22–26	745201–7
SUPD BY 745201–3	5	3	#20–22	745201–6
OBSOLETE	5	2	#22–26	745201–5
OBSOLETE	4	1	#26–30	745201–4
OBSOLETE	4	3	#20–22	745201–3
OBSOLETE	4	2	#22–26	745201–2
OBSOLETE	4	1	#26–30	745201–1

THIS DRAWING IS A CONTROLLED DOCUMENT.

DIMENSIONS: INCHES
TOLERANCES UNLESS OTHERWISE SPECIFIED: 0 PLC ± – ; 1 PLC ± – ; 2 PLC ± – ; 3 PLC ± .005 ; 4 PLC ± – ; ANGLES ± 2°
MATERIAL 8
FINISH SEE TABLE

DWN L. VARELA – DOCKS 11-15-04
CHK J. GERACE 11-15-04
APVD M. WALMSLEY 11-15-04
PRODUCT SPEC 108–40011
APPLICATION SPEC 114–40002
WEIGHT –

TE Connectivity

NAME ASSEMBLY RECEPTACLE, SIZE 1, 9 POSITION, AMPLIMITE

SIZE A1 | CAGE CODE 00779 | DRAWING NO C-745201 | RESTRICTED TO –

CUSTOMER DRAWING | SCALE 4:1 | SHEET 1 OF 1 | REV M2

Downloaded from Elcodis.com electronic components distributor