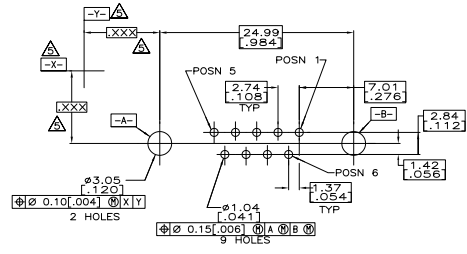
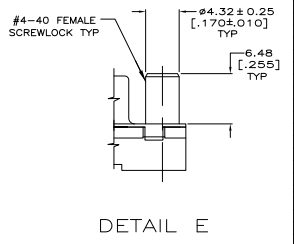
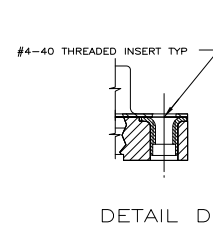
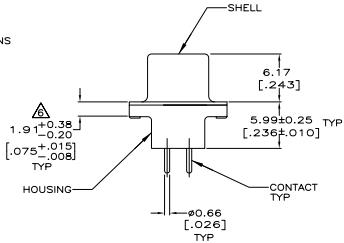
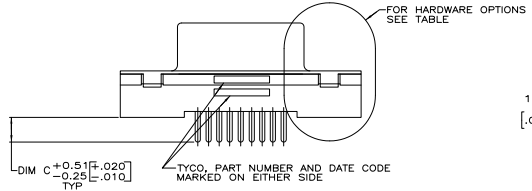
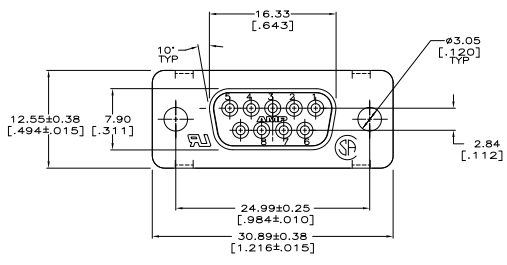


REV	DATE	BY	CHK	REVISIONS
00				REVISION
AT				REVISED PER ECO-11-004835

- △ MATERIAL:
 HOUSING: POLYESTER, UL 94V-0 RATED, BLACK.
 SHELL: CARBON STEEL.
 CONTACTS: PHOS. BRONZE.
 SCREWLOCKS: ZINC.
 INSERTS: BRASS
- △ FINISH:
 SHELL: 5.08um [.000200] MIN TIN OVER 2.54um [.000100] MIN COPPER.
 CONTACTS: SEE TABLE.
- △ GOLD FLASH FOR A LENGTH OF 2.54[.100] MIN FROM MATING END, 2.54um [.000100] MIN TIN ON OPPOSITE END, OVER 1.27um [.000050] MIN NICKEL.
- △ 0.76um [.000030] MIN GOLD FOR A LENGTH OF 2.54 [.100] MIN FROM MATING END, 2.54um [.000100] MIN TIN ON OPPOSITE END, OVER 1.27um [.000050] MIN NICKEL.
- △ DATUMS AND BASIC DIMENSIONS ESTABLISHED BY CUSTOMER.
- △ 2.79[.110] MAX IN SHELL TAB CLINCH AREAS.



RECOMMENDED PC BOARD LAYOUT
 CONNECTOR SIDE OF PC BOARD

DESCRIPTION	CONTACTS	FINISH	PART NO
W/FEMALE SCREWLOCKS PER DETAIL E	4.32 [.170]	1-5747150-6	
	3.18 [.125]	1-5747150-4	
	3.18 [.125]	1-5747150-3	
W/THREADED INSERTS PER DETAIL D	4.32 [.170]	5747150-9	
	3.18 [.125]	5747150-8	
	3.18 [.125]	5747150-7	
WO/FEMALE SCREWLOCKS OR THREADED INSERTS AS SHOWN	4.32 [.170]	5747150-4	
	3.18 [.125]	5747150-2	

THIS DRAWING IS A CONTROLLED DOCUMENT		REV	DATE	BY	CHK	APP	DESCRIPTION
APPROVED	DESIGNED						RECEPTACLE ASSEMBLY, SIZE 1, 9 POSITION FRONT METAL SHELL, WITH OR WITHOUT SCREWLOCKS OR INSERTS.
DATE	BY	DATE	BY	DATE	BY	DATE	REVISIONS
							114-40023
							SIZE DATE CODE DRAWING NO
							A1 00779 (G)=5747150
							CUSTOMER DRAWING