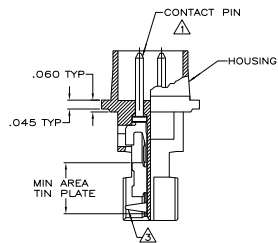
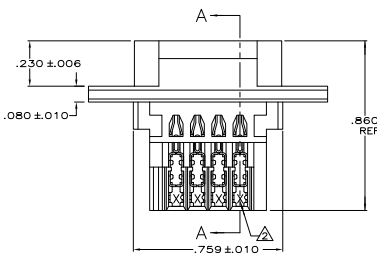
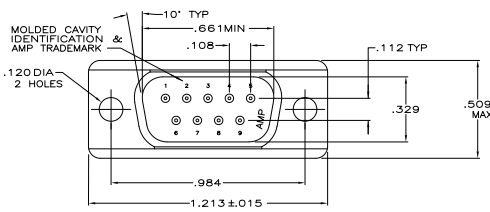


THIS DRAWING IS UNPUBLISHED
 ALL RIGHTS RESERVED

REV	DATE	DESCRIPTION	BY	CHK
GP 00				
T1		REVISED PER EDD-11-004835	11MM11	RK HMR



SECTION A-A

- △ HOUSING FULLY LOADED WITH CONTACTS.
- △ NUMBER ON CONTACT INDICATES WIRE RANGE.
- △ CONTACT INSULATION RANGE: .060 MAXIMUM O.D.
- △ CONTACTS PLATED GOLD PLATED FOR LENGTH OF .150 MIN FROM MATING END. .00030 MIN GOLD IN MATED AREA. .000100-.000200 BRIGHT TIN OR BRIGHT IN TIN-LEAD AREA SHOWN. .000050 NICKEL UNDERPLATE ON ENTIRE CONTACT.
- △ CONTACTS PLATED GOLD PLATED FOR LENGTH OF .150 MIN FROM MATING END. GOLD FLASH IN MATED AREA. .000100-.000200 BRIGHT TIN OR BRIGHT IN TIN-LEAD AREA SHOWN. .000030 NICKEL UNDERPLATE ON ENTIRE CONTACT.
- △ CONTACTS PLATED .000100-.000200 THICK BRIGHT TIN OR BRIGHT TIN-LEAD WITH .000050 THICK NICKEL UNDERPLATE BOTH OVER ENTIRE CONTACT.
- △ CONTACTS GOLD PLATED FOR A LENGTH OF .150 MIN FROM MATING END. .000030 MIN GOLD IN MATED AREA. .000100-.000200 MATTE TIN IN AREA SHOWN, ALL OVER. .000050 MIN NICKEL UNDERPLATE ON ENTIRE CONTACT.
- OR
- △ CONTACTS GOLD PLATED FOR A LENGTH OF .150 MIN FROM MATING END. GOLD FLASH OVER PALLADIUM-NICKEL. .000030 MIN TOTAL IN MATED AREA. .000100-.000200 MATTE TIN IN AREA SHOWN, ALL OVER. .000050 MIN NICKEL UNDERPLATE ON ENTIRE CONTACT.
- △ CONTACTS PLATED GOLD FLASH FOR A LENGTH OF .150 MIN FROM MATING END. .000100-.000200 MATTE TIN IN AREA SHOWN, ALL OVER. .000030 MIN NICKEL UNDERPLATE ON ENTIRE CONTACT.
- △ HOUSING: BLACK THERMOPLASTIC 94V-0 RATED.
- △ CONTACTS: PHOSPHOR BRONZE.

△	2	#22-26	1-745203-1		
△	3	#20-22	1-745203-0		
△	2	#22-26	745203-9		
△	1	#26-30	745203-8		
△	1	#26-30	745203-7		
SUPD BY	745203-3	△	3	#20-22	745203-6
△	2	#22-26	745203-5		
△	1	#26-30	745203-4		
△	3	#20-22	745203-3		
△	2	#22-26	745203-2		
△	1	#26-30	745203-1		

THIS DRAWING IS A CONTROLLED DOCUMENT.		REV. 11-17-94	DATE	11-17-94
DRAWN BY: M. WILMSLEY		DATE	11-17-94	
CHECKED BY: M. WILMSLEY		DATE	11-17-94	
APPROVED BY: M. WILMSLEY		DATE	11-17-94	
PART NO: 108-40011		REV. 11-17-94		
DRAWING NO: 114-40002		DATE	11-17-94	
REV. 11-17-94		DATE	11-17-94	
CUSTOMER DRAWING		DATE	11-17-94	

FINISH: △ WIRE RANGE: AWG PART NUMBER

TE Connectivity
 PLUG ASSEMBLY,
 SIZE 1, 9 POSITION, AMPLIMITE

SIZE: 4.1 SHEET: 1 OF 1