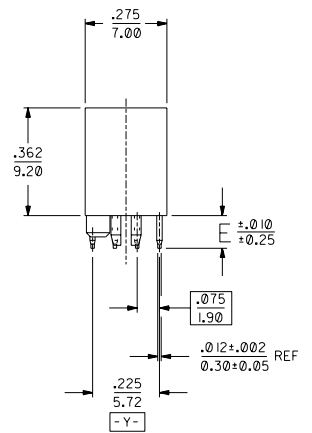
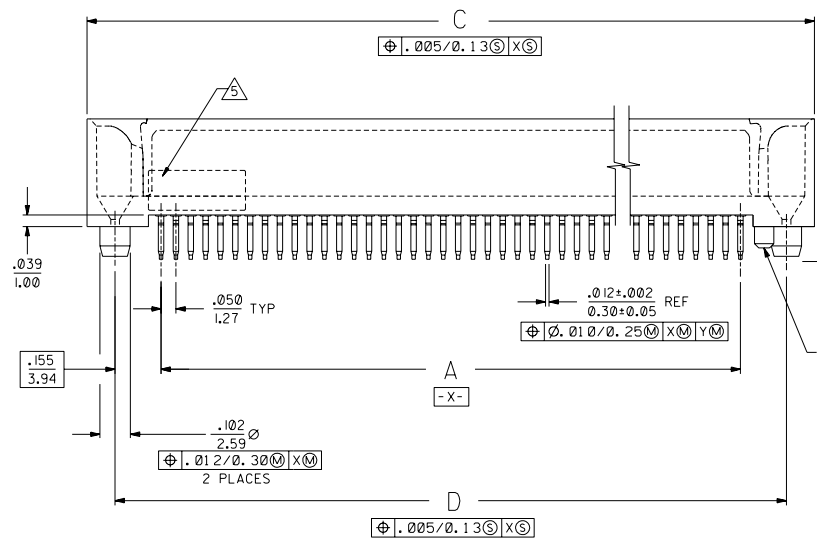
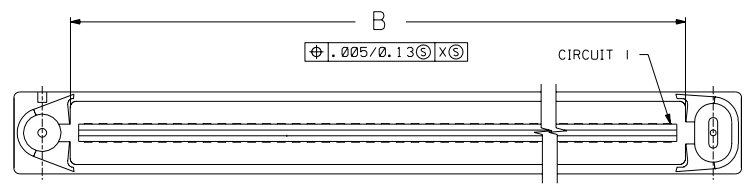


NOTES:

- 1) MATERIALS:
HOUSING - LIQUID CRYSTAL POLYMER (LCP), GLASS FILLED, UL94V-0, COLOR: BLACK
TERMINALS - COPPER ALLOY
- 2) TERMINAL FINISH:
30 MICROINCH/0.76 MICROMETER MINIMUM GOLD IN CONTACT AREA AND
50 MICROINCH/1.27 MICROMETER MINIMUM TIN IN TAIL AREA OVER
NICKEL UNDERPLATE OVERALL.
- 3) ASSEMBLY MATES WITH MOLEX PART NUMBER 71660-7***,
CONFORMS TO PRODUCT SPECIFICATION PS-71660.
- 4) RECOMMENDED P.C. BOARD THICKNESS IS .062/1.6 MILLIMETER.
- 5) FOUR DIGIT DATE CODE TO BE LOCATED ON SURFACE
AS SHOWN.
- 6) PRODUCT PACKAGED PER SPECIFICATION PK-71660.



NOTE FOR LEAD FREE CONVERSION:

THE PRIMARY SHIPPING CARTON WILL BE LABELLED 'COMPLIANT TO ROHS DIRECTIVE 2002/95/EC AND ELV ANNEX II OF DIRECTIVE 2000/53/EC'. CARTONS WITHOUT THIS LABEL MAY CONTAIN PRODUCT WITH LEAD.

L	LEAD FREE CONV ECN UCP2004-2036 RKADAMS 04/04/26		
K	REVISED PER ECN U1314 ACHAMMER 97-4-28		
J	REVISED PER ECN U10133 ACHAMMER 95-9-7		
I	REVISED PER ECN U61477 7-3-96 DCA		
H	REVISED PER ECN U61278 5-2-96 DCA		
G	REVISED PER ECN U60641 11-8-95 RAN		
F	REVISED PER ECN U60564 11-8-95 RAN		
E	REVISED PER ECN U50229 9-23-94 RAN		
D	REVISED PER ECN U50030 9-30-94 RAN		
C	REVISED PER ECN U40506 4-15-94 RAN		
B	REVISED PER ECN U40305 3-4-94 RAN		
A	INITIAL RELEASE PER ECN U31832 12-15-93 RAN		
2	K	I	PRELIMINARY
1	L	I	11-17-93 RAN

SALES ASSEMBLY
EBBI 50D, VERTICAL PLUG
BLIND MATE CONNECTOR

DIMENSIONS SHOWN (METRIC) INCH
UNLESS OTHERWISE SPECIFIED
TOLERANCES ANGULAR $\pm 1/32^{\circ}$

INCH	METRIC
3 PLACE $\pm .0005$	---
2 PLACE $\pm .01$	\pm
1 PLACE $\pm .1$	\pm

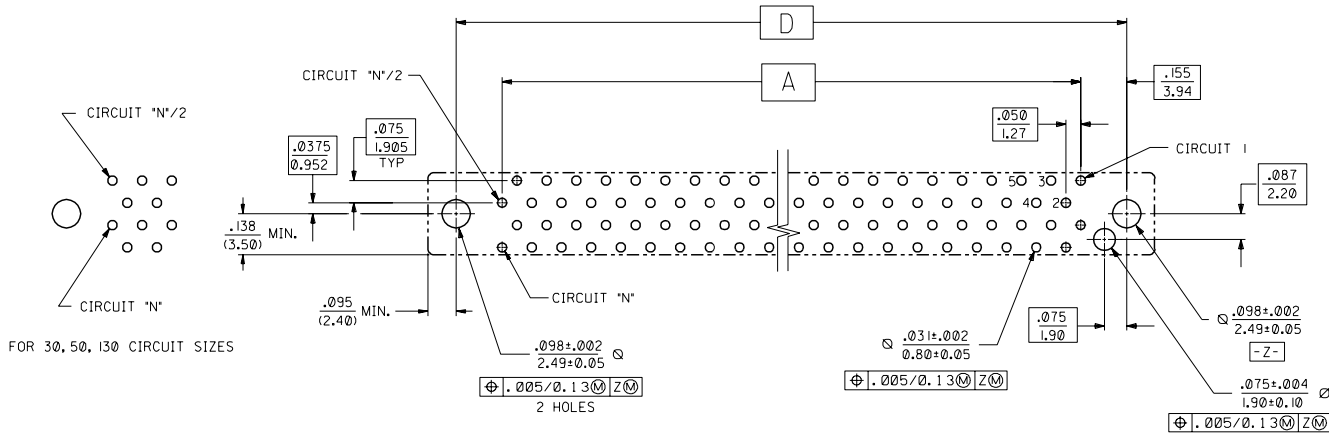
MOLEX INCORPORATED
LITTLE ROCK, AR 72616-0001
U.S.A.

SEE TABLE

DRG. NO.	71661
FILE NAME	571661X7
SCALE	4:1
DATE	11/17/93
REV. NO.	1
REV. DATE	11/17/93

NO DRAWING CONTAINS INFORMATION THAT IS PROPRIETARY TO MOLEX INC. AND SHOULD NOT BE USED WITHOUT WRITTEN PERMISSION.

ITEM NUMBER	CKT. ('N')	A	B	C	D	E
71661-7030	30	.700 (17.78)	.820 (20.83)	1.199 (30.45)	1.010 (25.65)	.110 (2.79)
71661-7040	40	.950 (24.13)	1.070 (27.18)	1.449 (36.80)	1.260 (32.00)	
71661-7050	50	1.200 (30.48)	1.320 (33.53)	1.699 (43.15)	1.510 (38.35)	
71661-7060	60	1.450 (36.83)	1.570 (39.88)	1.949 (49.50)	1.760 (44.70)	
71661-7068	68	1.650 (41.91)	1.770 (44.96)	2.149 (54.58)	1.960 (49.78)	
71661-7080	80	1.950 (49.53)	2.070 (52.58)	2.449 (62.20)	2.260 (57.40)	
71661-7100	100	2.450 (62.23)	2.570 (65.28)	2.949 (74.90)	2.760 (70.10)	
71661-7120	120	2.950 (74.93)	3.070 (77.98)	3.449 (87.60)	3.260 (82.80)	
71661-7130	130	3.200 (81.28)	3.320 (84.33)	3.699 (93.95)	3.510 (89.15)	
71661-7230	30	.700 (17.78)	.820 (20.83)	1.199 (30.45)	1.010 (25.65)	.134 (3.40)
71661-7240	40	.950 (24.13)	1.070 (27.18)	1.449 (36.80)	1.260 (32.00)	
71661-7250	50	1.200 (30.48)	1.320 (33.53)	1.699 (43.15)	1.510 (38.35)	
71661-7260	60	1.450 (36.83)	1.570 (39.88)	1.949 (49.50)	1.760 (44.70)	
71661-7268	68	1.650 (41.91)	1.770 (44.96)	2.149 (54.58)	1.960 (49.78)	
71661-7280	80	1.950 (49.53)	2.070 (52.58)	2.449 (62.20)	2.260 (57.40)	
71661-7300	100	2.450 (62.23)	2.570 (65.28)	2.949 (74.90)	2.760 (70.10)	
71661-7320	120	2.950 (74.93)	3.070 (77.98)	3.449 (87.60)	3.260 (82.80)	
71661-7330	130	3.200 (81.28)	3.320 (84.33)	3.699 (93.95)	3.510 (89.15)	



RECOMMENDED PC BOARD LAYOUT Δ
COMPONENT SIDE
FOR 40, 60, 68, 80, 100, 120 CIRCUIT SIZES

MFG. SH.	REV.	LTR.	REVISIONS
			SEE SHEET 1

DIMENSIONS SHOWN METRIC INCH		REVISIONS ONLY ON CAD SYSTEM	
UNLESS OTHERWISE SPECIFIED	TOLERANCES ANGULAR $\pm 1/2^\circ$		
INCH	METRIC		
2 PLACE $\pm .005$	---		
2 PLACE $\pm .010$	---		
1 PLACE $\pm .015$	---		
DRAFT WHERE APPLICABLE MUST REMAIN WITHIN DIMENSIONS			
DRWG. BY: RAN	CHK'D. BY: RAN		
APP'D. BY: CAB	SCALE: 4:1		
FILE NAME: 571661.XT			
THIS DRAWING CONTAINS INFORMATION THAT IS PROPRIETARY TO MOLEX INC. AND SHOULD NOT BE USED WITHOUT WRITTEN PERMISSION.		DRWG. NO. 68532	DATE: 11/17/93
SEE TABLE		SHEET NO. 2	U.S.A.
SALES ASSEMBLY		PART NO. SDA-71661-7***	
EBBI 50D, VERTICAL PLUG		C C	
BLIND MATE CONNECTOR			