THIS DRAWING IS UNPUBLISHED. RELEASED FOR PUBLICATION ,19 .
© COPYRIGHT 19 BY AMP INCORPORATED. ALL RIGHTS RESERVED.

LOC	DIST
AR	84

REVISIONS

Z	LTR	DESCRIPTION	DATE	DWN	APVD
	0	RELEASED PER NPR 5572	01 AUG 96	–	–
		WAS 96-1997-7-2			
	A	REV PER EC 0410-186-97	13 MAY 97	CD	JM
	B	REV PER EC 0410-434-97	11 NOV 97	CD	JM

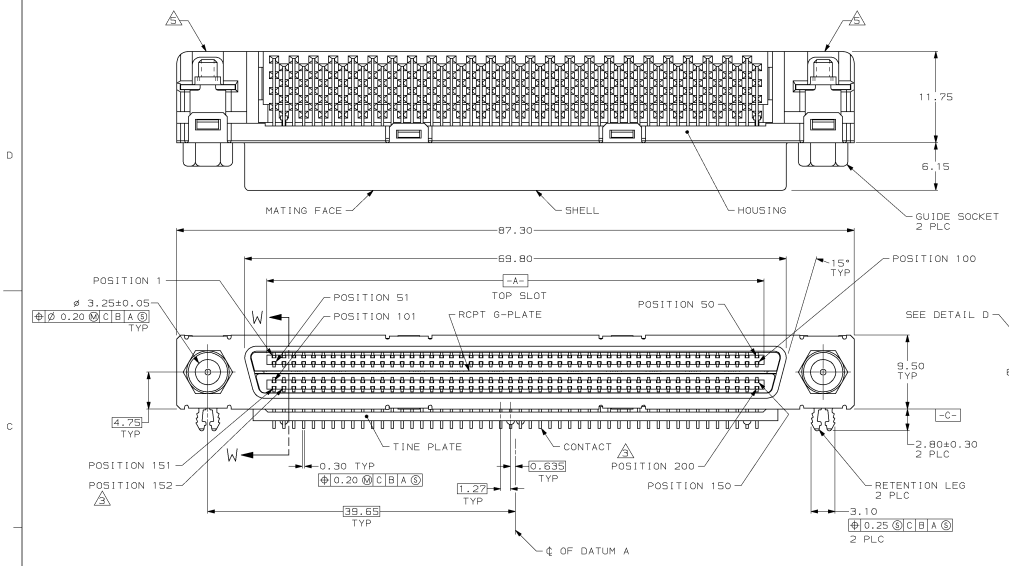

1. HOUSING AND TINE PLATE: POLYESTER, NATURAL.
   CONTACTS: PHOSPHOR BRONZE.
   SHELL: CARBON STEEL.
   RCPT G-PLATE: STAINLESS STEEL.
   GUIDE SOCKET AND RETENTION LEG: BRASS.
2. CONTACTS: 0.76µm MIN GOLD FOR A LENGTH OF 1.10 MIN FROM MATING END,
   2.54 MIN TIN-LEAD FOR A LENGTH OF 2.80 MIN FROM OPPOSITE END,
   BOTH OVER 1.27µm MIN NICKEL.
   SHELL: 3.00µm MIN NICKEL OVER 1.30µm MIN COPPER.
   RETENTION LEG: 2.00µm MIN TIN-LEAD OVER 1.00µm MIN NICKEL.
   GUIDE SOCKET: NICKEL OVER COPPER.
3. CONTACTS 152 AND 200, ARE SEQUENCED AWAY FROM MATING FACE.
4. DATUMS AND BASIC DIMENSIONS ESTABLISHED BY CUSTOMER.
5. DATE CODE MAY BE MARKED ON EITHER END.

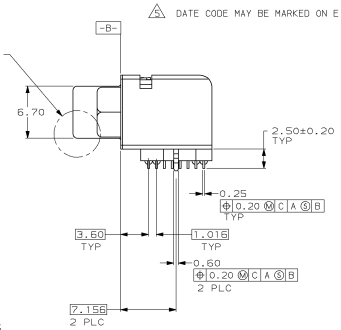

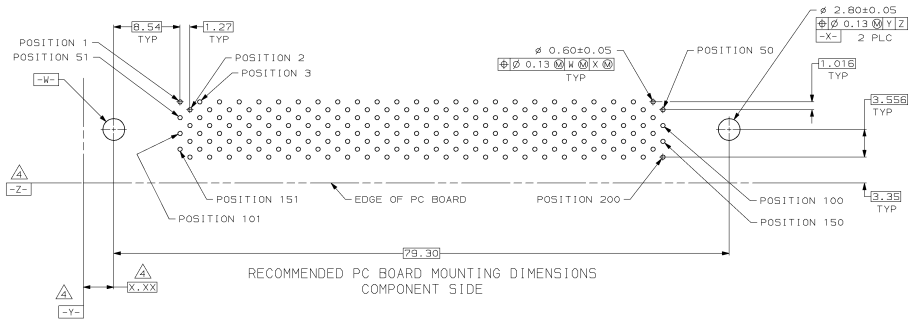

RECOMMENDED PC BOARD MOUNTING DIMENSIONS
COMPONENT SIDE

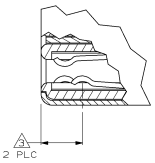

DETAIL D
SCALE 10:1

PART NUMBER	787883-1

THIS DRAWING IS A CONTROLLED DOCUMENT.

DIMENSIONS: mm

TOLERANCES UNLESS OTHERWISE SPECIFIED:
0 PLC ±-
1 PLC ±0.2
2 PLC ±0.25
3 PLC ±-
4 PLC ±-
ANGLES ±30'

MATERIAL 1
FINISH 2

DWN C.DORWART 07 AUG 96
CHK J.MOSIER 02 OCT 96
APVD J.MOSIER 02 OCT 96
PRODUCT SPEC –
APPLICATION SPEC –
WEIGHT –

AMP Incorporated
Harrisburg, PA 17105-3608

NAME RECEPTACLE ASSEMBLY, 200 POSITION, RIGHT ANGLE, .050, CHAMP™

SIZE A1 | CAGE CODE 00779 | DRAWING NO C-787883

CUSTOMER DRAWING | SCALE 4:1 | SHEET 1 OF 1 | REV B

AMP 406S REV 20FEB96

11-NOV-97 11:16:17 amp02202 /home/serv4306/disk01/dept4120/amp02202/edmsod

Downloaded from Elcodis.com electronic components distributor