THIS DRAWING IS UNPUBLISHED. RELEASED FOR PUBLICATION .19 .
© COPYRIGHT 19 BY AMP INCORPORATED. ALL RIGHTS RESERVED.

LOC	SIST
BD	84

REVISIONS

LTR	DESCRIPTION	DATE	DWN	APVD
0	RLSE PER NPR 5600, WAS 96-7426-19	05 OCT 96	-	-
A	REV PER EC 0410-215-96	17 FEB 97	CO	JS
B	REV PER EC 0410-228-96	17 FEB 97	CO	JS
C	REV PER EC 0410-152-97	21 APR 97	CD	JS
D	REV PER EC 0410-239-97	18 JUL 97	CO	JS
E	REVISED PER EC 0410-393-97	02 OCT 97	DH	SL
F	REV PER EC 0G40-174-98	06 AUG 98	BC	SL

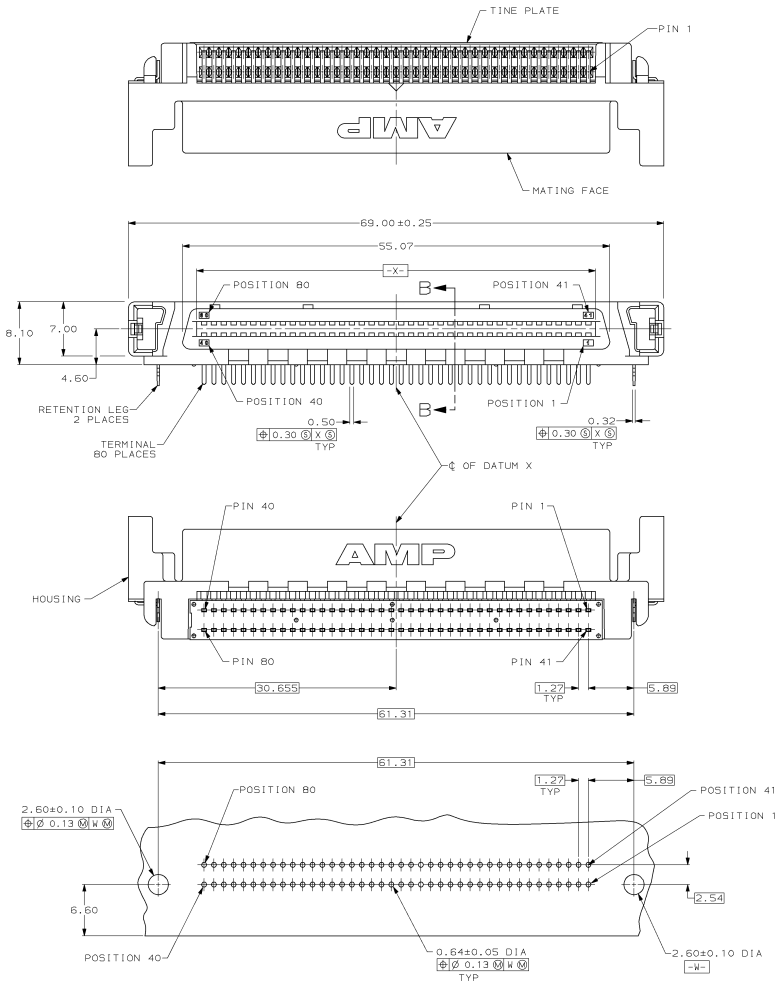

RECOMMENDED PC BOARD
MOUNTING DIMENSIONS
COMPONENT SIDE

1. HOUSING: LCP, UL 94V-0 RATED, BLACK.
   TINE PLATE: SPS, UL 94V-0 RATED, BLACK.
   TERMINALS: PHOSPHOR BRONZE.
   RETENTION LEGS: BRASS.
2. TERMINALS: 0.38µm MIN GOLD FOR A LENGTH 1.20 MIN STARTING
   0.50 MAX FROM MATING END, 3.81µm MIN
   TIN-LEAD FOR A LENGTH OF 3.40 MIN FROM
   OPPOSITE END, BOTH OVER 1.27µm MIN NICKEL.
   RETENTION LEGS: 3.81µm MIN TIN-LEAD OVER 1.27µm MIN NICKEL.
3. CONNECTOR WILL ACCOMMODATE MATING PRINTED CIRCUIT BOARD OF 1.60±0.07.

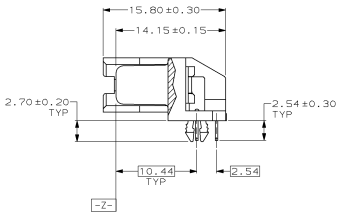

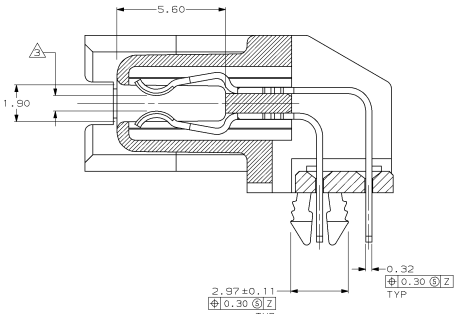

SECTION B-B
SCALE 10:1

NO OF POSN	PART NUMBER
80	787915-1

THIS DRAWING IS A CONTROLLED DOCUMENT.

DIMENSIONS: mm
TOLERANCES UNLESS OTHERWISE SPECIFIED:
0 PLC ±-
1 PLC ±-
2 PLC ±0.10
3 PLC ±-
4 PLC ±-
ANGLES ±-
MATERIAL 1
FINISH 2

DWN K.FOLTZ 05 OCT 96
CHK J.SWANK 15 OCT 96
APVD J.SWANK 15 OCT 96
PRODUCT SPEC 108-1548-2
APPLICATION SPEC -
WEIGHT -
CUSTOMER DRAWING

AMP Incorporated
Harrisburg, PA 17105-3608

NAME RECEPTACLE ASSEMBLY, RIGHT ANGLE, BOARD-TO-BOARD, .050, SERIES I, CHAMP™ BLINDMATE

SIZE A1 | CAGE CODE 00779 | DRAWING NO C-787915
SCALE 4:1 | SHEET 1 OF 1 | REV F

AMP 4805 REV 23FEB96
06-NOV-98 11:30:27 amp48073 /home/mgrv4306/dsk04/dept4023/amp48073/edmond

Downloaded from Elcodis.com electronic components distributor