THIS DRAWING IS UNPUBLISHED. RELEASED FOR PUBLICATION -.-.-
© COPYRIGHT - BY TYCO ELECTRONICS CORPORATION. ALL RIGHTS RESERVED.

LOC	DIST
GP	00

REVISIONS

P	LTR	DESCRIPTION	DATE	DRN	APVD
-	U	REVISED PER ECO-08-007327	08APR08	BM	WM
-	U1	REVISED PER ECO-09-021826	10NOV09	KK	AEG

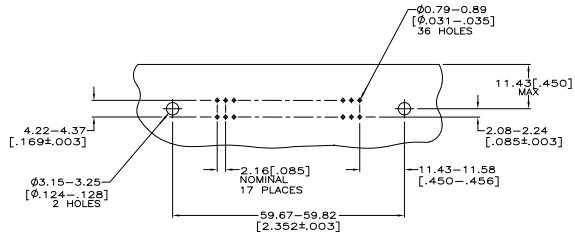

SUGGESTED PRINTED CIRCUIT BOARD MOUNTING DIMENSIONS
SCALE 2:1

1. MATERIAL:
HOUSING, BRACKET, PLATE & COMB – THERMOPLASTIC, BLACK, 94V–0 RATED.
TERMINALS – HIGH STRENGTH COPPER ALLOY PLATED WITH EITHER 0.76μm [.000030] MIN GOLD PLATE OR GOLD FLASH OVER PALLADIUM NICKEL PLATE, 0.76μm [.000030] MIN TOTAL ON MATING SURFCE. 3.05μm [.000120] MIN TIN–LEAD PLATE ON TAILS. ALL OVER 1.27μm [.000050] MIN NICKEL UNDERPLATE OVER ENTIRE TERMINAL.

2. TERMINAL 1 IS LOCATED IN THIS ROW FOR STANDARD ORIENTATION, 552743–1 AND –5.

3. TERMINAL SUPPORT PLATE CLEARANCE FOR TERMINAL STRAIN RELIEF AND FLUX REMOVAL.

4. MAXIMUM PANEL THICKNESS: 1.57 [.062].

5. DETAIL "A" IS VIEWED FROM MATING SIDE OF PLUG ASSEMBLY.

6. FOR USE WITH A NO.4 BT TYPE SELF–TAPPING SCREW.

7. IF TERMINALS DO NOT EXTEND BELOW COMB, THEN COMB SHOULD BE PARTIALLY RETRACTED BEFORE INSERTING CONNECTOR INTO PRINTED CIRCUIT BOARD.

8. OBSOLETE PARTS: OBSOLETE CIS STREAMLINING PER D.RENAUD/D.SINISI

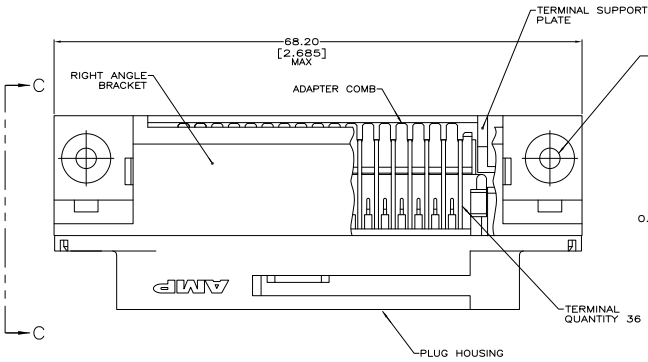

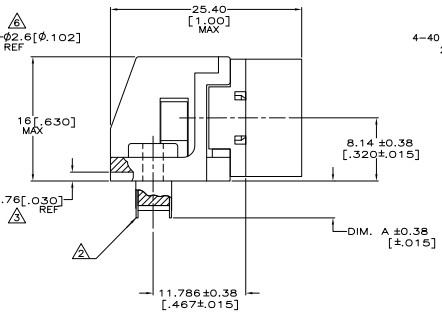

VIEW C–C
ROTATED 90° CCW

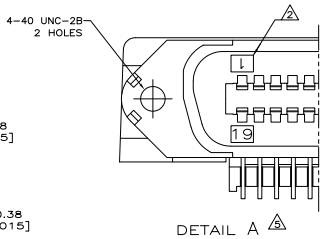

DETAIL A
STANDARD ORIENTATION



SUGGESTED REAR PANEL MOUNTING CUTOUT DIMENSIONS
SCALE 2:1

DIM. A	TYPE OF MOUNTING	DESCRIPTION	PART NUMBER
OBSOLETE	2.54[.100]	SELF–TAPPING 6	SEE DETAIL A 5	~~552743–5~~
	4.75[.187]	SELF–TAPPING 6	SEE DETAIL A 5	552743–1

THIS DRAWING IS A CONTROLLED DOCUMENT.

DIMENSIONS: mm [INCHES]

TOLERANCE UNLESS OTHERWISE SPECIFIED: 0 PLC ± – ; 1 PLC ± – ; 2 PLC ± – ; 3 PLC ± 0.13 [.005] ; 4 PLC ± – ; ANGLES ± –

MATERIAL 1 FINISH 1

DR DL DRUMMOND 24–APR–00
DE DL DRUMMOND 24–APR–00
APVD FW BEILES 24–APR–00
PRODUCT SPEC –
APPLICATION SPEC –
WEIGHT –

Tyco Electronics Corporation
Harrisburg, PA 17105–3608

NAME: PLUG ASSEMBLY, 36 POSITION, RIGHT ANGLE, SELF–TAPPING, CHAMP–LOK®

SIZE A1 CAGE CODE 00779 DRAWING NO C–552743 RESTRICTED TO –

CUSTOMER DRAWING SCALE 4:1 SHEET 1 OF 1 REV U1

AMP 4805 REV 31MAR2000

Downloaded from Elcodis.com electronic components distributor