THIS DRAWING IS UNPUBLISHED. RELEASED FOR PUBLICATION -.-- -.--
© COPYRIGHT — BY TYCO ELECTRONICS CORPORATION. ALL RIGHTS RESERVED.

LOC	DIST
GP	00

REVISIONS

P	LTR	DESCRIPTION	DATE	DRN	APVD
	U	REVISED PER ECO-08-007327	08APR08	BM	WM

1. MATERIAL:
HOUSING, BRACKET, ADAPTER COMB & PLATE – THERMOPLASTIC, BLACK, 94V–0 RATED
TERMINALS – HIGH STRENGTH COPPER ALLOY PLATED WITH EITHER .000030 MIN GOLD PLATE OR GOLD FLASH OVER PALLADIUM NICKEL PLATE .000030 MIN TOTAL ON MATING SURFACE. .000120 MIN TIN–LEAD PLATE ON TAILS. ALL OVER .000050 MIN NICKEL UNDERPLATE OVER ENTIRE TERMINAL.
2. TERMINAL 1 IS LOCATED IN THIS ROW FOR 552741–1.
3. TERMINAL SUPPORT PLATE CLEARANCE FOR TERMINAL STRAIN RELIEF AND FLUX REMOVAL.
4. PANEL THICKNESS RANGE: .062 MAX.
5. DETAIL A IS VIEWED FROM MATING SIDE OF PLUG ASSEMBLY.
6. FOR USE WITH A NO. 4 BT TYPE SELF TAPPING SCREW.

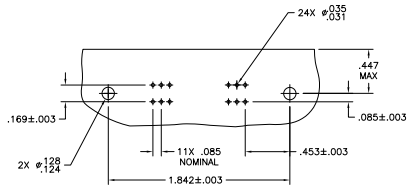

SUGGESTED PRINTED CIRCUIT BOARD MOUNTING DIIMENSIONS

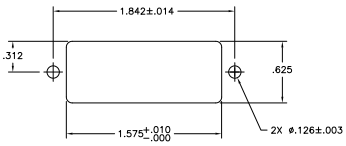

SUGGESTED PANEL CUTOUT 4
FOR REAR PANEL MOUNTING

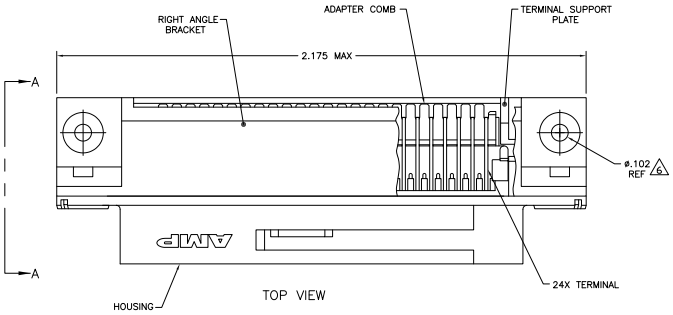

TOP VIEW

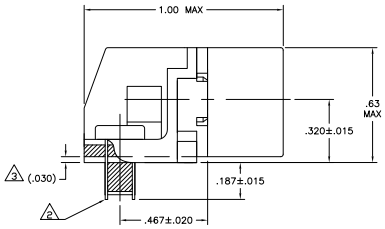

SIDE VIEW A–A
SCALE 4:1

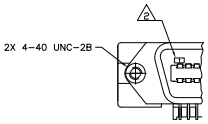

DETAIL A 5
STANDARD ORIENTATION

OBSOLETE		552741–2
SELF–TAPPING 6	SEE DETAIL A 2	552741–1
TYPE OF MOUNTING	DESCRIPTION	PART NUMBER

THIS DRAWING IS A CONTROLLED DOCUMENT.

DRN	REAM	2/APR/07
CHK	W. MILLHIMES	2/APR/07
APVD	W. MILLHIMES	2/APR/07
PRODUCT SPEC	—	
APPLICATION SPEC	—	
WEIGHT	—	

DIMENSIONS: INCHES
TOLERANCE UNLESS OTHERWISE SPECIFIED:
0 PLC ± –
1 PLC ± –
2 PLC ± –
3 PLC ± .005
4 PLC ± –
ANGLES ± –
MATERIAL 1
FINISH 1

Tyco Electronics
Tyco Electronics Corporation
Harrisburg, PA 17105–3608

NAME: PLUG ASSEMBLY, 24 POSN, RIGHT ANGLE, PRINTED CIRCUIT BOARD (CHAMP–LOK, THRU–BOLT & SELF–TAPPING)

SIZE	CAGE CODE	DRAWING NO	RESTRICTED TO
A1	00779	C–552741	—

CUSTOMER DRAWING | SCALE 2:1 | SHEET 1 OF 1 | REV U

AMP 4805 REV 31MAR2000

Downloaded from Elcodis.com electronic components distributor