THIS DRAWING IS UNPUBLISHED. RELEASED FOR PUBLICATION -.-.-
© COPYRIGHT - BY TYCO ELECTRONICS CORPORATION. ALL RIGHTS RESERVED.

LOC	DIST
GP	00

REVISIONS

P	LTR	DESCRIPTION	DATE	DWN	APVD
-	Y	REVISED PER ECO-08-007327	08APR08	BM	WM

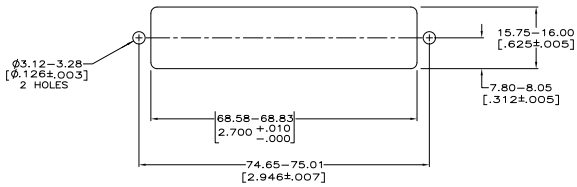

SUGGESTED REAR PANEL MOUNTING CUTOUT DIMENSIONS 4
SCALE 2:1

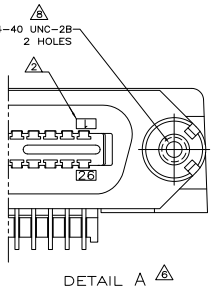

DETAIL A 6
STANDARD ORIENTATION

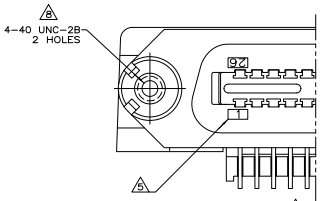

DETAIL B 6
REVERSE ORIENTATION

1. MATERIAL:
HOUSING, BRACKET, PLATE AND COMB – THERMOPLASTIC, BLACK, 94V–0 RATED.
TERMINALS – HIGH STRENGTH COPPER ALLOY PLATED WITH EITHER 0.76µm[.000030] MIN GOLD PLATE OR GOLD FLASH OVER PALLADIUM NICKEL PLATE, 0.76µm[.000030] MIN TOTAL ON MATING SURFACE. 3.05µm[.000120] MIN TIN–LEAD PLATE ON TAILS. ALL OVER 1.27µm[.000050] MIN NICKEL UNDERPLATE OVER ENTIRE TERMINAL.
INSERT – #4–40 UNC, BRIGHT ZINC PLATED BRASS.

2. TERMINAL 1 IS LOCATED IN THIS ROW FOR STANDARD ORIENTATION, 552725–1, –2 AND –5.

3. TERMINAL SUPPORT PLATE CLEARANCE FOR TERMINAL STRAIN RELIEF AND FLUX REMOVAL.

4. MAXIMUM PANEL THICKNESS: 1.57 [.062].

5. TERMINAL 1 IS LOCATED IN THIS ROW FOR REVERSE ORIENTATION, 552725–3 AND –6 ONLY.

6. DETAILS "A" AND "B" ARE VIEWED FROM MATING SIDE OF RECEPTACLE ASSEMBLY.

7. FOR USE WITH A NO.4 BT TYPE SELF–TAPPING SCREW.

8. 552725–1,–2 AND –3 ARE TAPPED 4–40; –5 AND –6 USE 4–40 THREADED INSERTS.

9. INSERT SHALL WITHSTAND 8 INCH–POUNDS OF TORQUE WITHOUT CRACKING HOUSING OR LOOSENING.

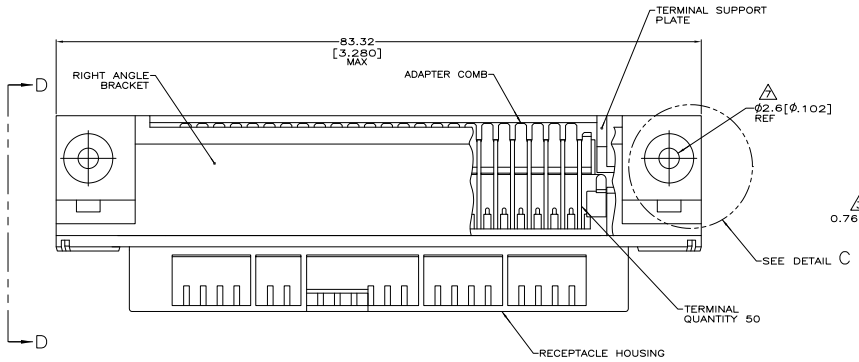

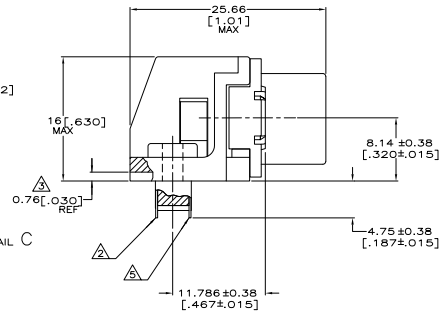

VIEW D–D
ROTATED 90° CCW

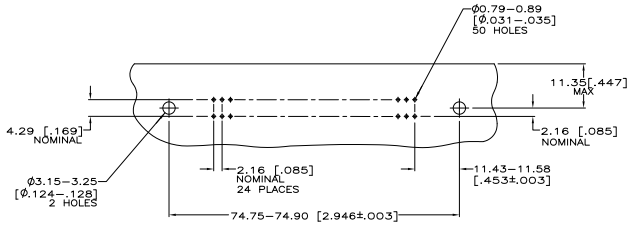

SUGGESTED PRINTED CIRCUIT BOARD MOUNTING DIMENSIONS
SCALE 2:1

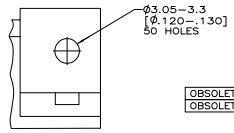

DETAIL C
(THRU–BOLT)

OBSOLETE 8 9	THREADED INSERT	7 SELF–TAPPING	SEE DETAIL B 5	552725–6
OBSOLETE 8 9	THREADED INSERT	7 SELF–TAPPING	SEE DETAIL A 5	552725–5
	TAPPED HOLE 8	SELF–TAPPING 7	SEE DETAIL B 5	552725–3
	TAPPED HOLE 8	THRU–BOLT(SEE DETAIL C)	SEE DETAIL A 2	552725–2
	TAPPED HOLE 8	SELF–TAPPING 7		552725–1
THREAD TYPE		TYPE OF MOUNTING	DESCRIPTION	PART NUMBER

THIS DRAWING IS A CONTROLLED DOCUMENT.

DIMENSIONS: mm [INCHES]

TOLERANCE UNLESS OTHERWISE SPECIFIED: 0 PLC ± – ; 1 PLC ± – ; 2 PLC ± – ; 3 PLC ± 0.13 [.005] ; 4 PLC ± – ; ANGLES ± –

MATERIAL 1 FINISH 1

DR DL DRUMMOND 18 AUG 97
DE DL DRUMMOND 25 AUG 97
APVD R. FLAHERTY 25 AUG 97
PRODUCT SPEC –
APPLICATION SPEC –
WEIGHT –

Tyco Electronics
Tyco Electronics Corporation
Harrisburg, PA 17105–3608

NAME: RECEPTACLE ASSEMBLY, 50 POSITION, RIGHT ANGLE, SELF TAPPING, CHAMP®

SIZE A1 CAGE CODE 00779 DRAWING NO C–552725 RESTRICTED TO –

CUSTOMER DRAWING SCALE 4:1 SHEET 1 OF 1 REV Y

AMP 4805 REV 31MAR2000

Downloaded from Elcodis.com electronic components distributor