

4

3

2

1

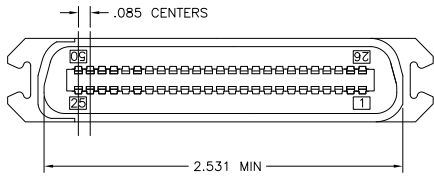
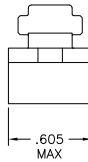
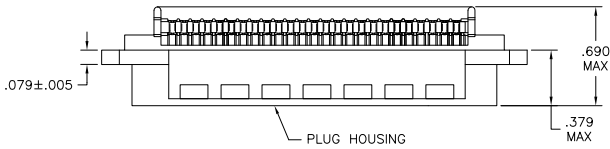
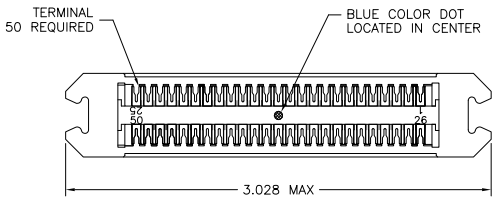
THIS DRAWING IS UNPUBLISHED. RELEASED FOR PUBLICATION
 © COPYRIGHT BY TYCO ELECTRONICS CORPORATION. ALL INTERNATIONAL RIGHTS RESERVED.

LOC	DIST	REVISIONS			
P	LTR	DESCRIPTION	DATE	BY	APPD
GP	00				
F		REVISED PER ECO-08-007327	02OCT08	BM	WM

1. THE CONTACT SURFACES OF THE TERMINALS ARE COATED WITH LUBRICANT.
2. ALL DIMENSIONS ARE REFERENCE ONLY UNLESS OTHERWISE SPECIFIED.

△ MATERIAL:
 HOUSING - POLYPHENYLENE OXIDE (BLACK)
 TERMINALS - HIGH STRENGTH COPPER ALLOY PLATED WITH .000030
 MIN GOLD OR GOLD FLASH OVER PALLADIUM NICKEL PLATE,
 .000030 MIN TOTAL ON MATING SURFACE,
 .000050 MIN NICKEL UNDERPLATE OVER ENTIRE
 TERMINAL.

4. WIRE SIZE: 24 & 26 AWG SOLID OR 24 AWG 7 STRANDS OF COPPER CONDUCTOR.
 MAX INSULATION DIA OF .045 IS ACCEPTABLE FOR MOST APPLICATIONS.



DEC GRAY	554340-2
BLACK	554340-1
COLOR	PART NUMBER

THIS DRAWING IS A CONTROLLED DOCUMENT.		DR. DL DRUMMOND 06-JUN-00	Tyco Electronics Corporation Harrisburg, PA 17105-3608	
DIMENSIONS: INCHES		OK. DL DRUMMOND 06-JUN-00	NAME	
OTHER DIMENSIONS UNLESS OTHERWISE SPECIFIED		APPRO. DL DRUMMOND 06-JUN-00	E.W. BELLES	
0 PLC # -		PRODUCT SPEC		
1 PLC # -		APPLICATION SPEC		
2 PLC # -		SIZE		
3 PLC # -		CAGE CODE		
4 PLC # -		DRAWING NO		
ANGLES # -		RESTRICTED TO		
MATERIAL	FINISH	WEIGHT	A2	00779
△	△		C=554340	
CUSTOMER DRAWING		SCALE	NTS	SHEET 1 of 1

1471-9 (1/08)

554340

A