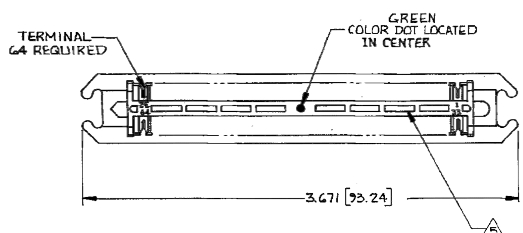
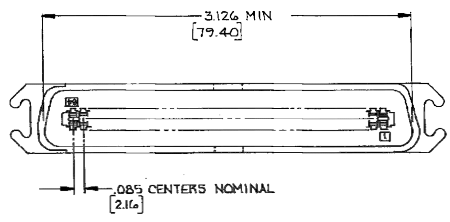
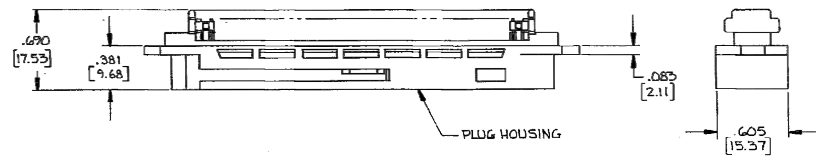


THIS DRAWING IS UNPUBLISHED. RELEASED FOR PUBLICATION  
 © COPYRIGHT BY TYCO ELECTRONICS CORPORATION. ALL RIGHTS RESERVED.

| LOC |    | DIST |    | REVISIONS                 |           |     |     |
|-----|----|------|----|---------------------------|-----------|-----|-----|
| GP  | 00 | P    | LR | DESCRIPTION               | DATE      | BY  | APD |
|     |    | J    |    | REVISED PER EDO-08-007327 | 27JAN2009 | ZMR | WLM |



1. THE CONTACT SURFACES OF THE TERMINALS ARE COATED WITH LUBRICANT.
- ⚠ ALL DIMENSIONS SHOWN ARE FOR REFERENCE ONLY UNLESS OTHERWISE SPECIFIED.
- ⚠ MATERIAL:  
HOUSING - POLYPHENYLENE OXIDE (BLACK)  
TERMINALS - BERYLLIUM COPPER PLATED WITH EITHER .000030 [0.76μm] MIN GOLD OR GOLD FLASH OVER PALLADIUM NICKEL .000030 [0.76μm] MIN TOTAL, IN LOCALIZED GOLD PLATED AREA. .000050 [1.27μm] MIN NICKEL UNDERPLATE OVER ENTIRE TERMINAL.
4. WIRE SIZE: 22 AWG SOLID OR 22 AWG 7 STRANDS OF COPPER CONDUCTORS. MAX INSULATION DIAMETER OF .045 IS ACCEPTABLE FOR MOST APPLICATIONS.
- ⚠ CORING MAY OR MAY NOT APPEAR AND IS AT THE DISCRETION OF TYCO ELECTRONICS.
- ⚠ DIMENSIONS IN BRACKETS [ ] ARE MILLIMETERS.



|             |          |
|-------------|----------|
| AS SHOWN    | 552320-1 |
| DESCRIPTION | PART NO  |

|  |        |                                |   |                    |
|--|--------|--------------------------------|---|--------------------|
| THIS DRAWING IS A CONTROLLED DOCUMENT. |        | DESIGNED BY D. BUTNER 5-3-90   | Tyco Electronics Corporation<br>Harrisburg, PA 17105-3608 |                    |
| DRAWN BY J. HOLT 5-15-90               |        | APPROVED BY J. TRAMMEL 5-17-90 | NAME  |                    |
| DIMENSIONS IN INCHES                   |        | PRODUCT SPEC                   |   |                    |
| TOLERANCES UNLESS OTHERWISE SPECIFIED: |        | APPLICATION SPEC               |   |                    |
| 0 P.L.C.                               | B -    | SIZE                           |   |                    |
| 1 P.L.C.                               | B -    | QTY CODE                       |   |                    |
| 2 P.L.C.                               | B -    | DRAWING NO                     |   |                    |
| 3 P.L.C.                               | B -    | RESTRICTED TO                  |   |                    |
| 4 P.L.C.                               | B -    | A2 00779 552320                |   |                    |
| MATERIAL                               | FINISH | CUSTOMER DRAWING               |   |                    |
|  |        | SCALE                          | NTS   | SHEET 1 of 1 REV J |

AMP 1471-9 REV 31MAR2000

552320