

This document is the property of Amphenol Corporation and is delivered on the express condition that it is not to be disclosed, reproduced or used, in whole or in part, for manufacture or sale by anyone other than Amphenol Corporation without the prior consent. If that no right is granted to disclose or to use any information in this document.

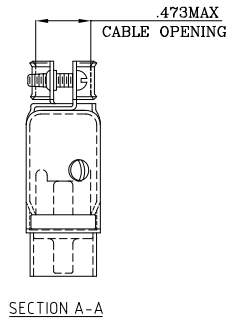
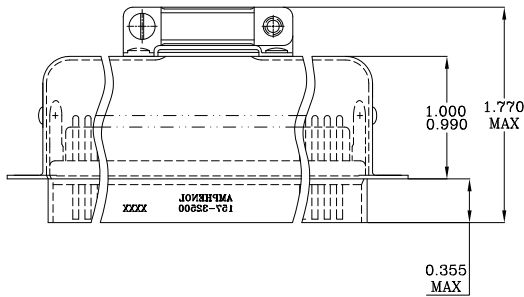
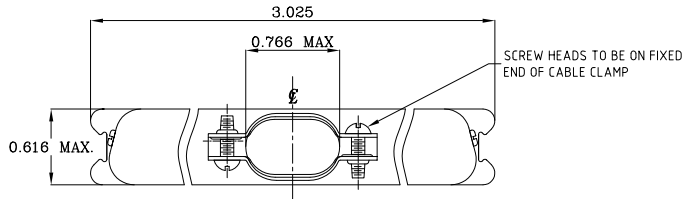


TABLE 1

CONNECTOR SIZES	AVERAGE MATING FORCE (POUNDS)
14	5
24	8
36	12
50	15
64	19

- 9) DIELECTRIC WITHSTANDING VOLTAGE: 1200 VAC (RMS) AT SEA LEVEL
- 10) CONNECTOR MATING FORCE: REFER TO TABLE 1.
- 11) CONTACT RETENTION FORCE: 2 LBS MAX.
- 12) DURABILITY: 250 CYCLES MIN.
- 13) VIBRATION: NO INTERRUPTIONS < 1u SEC.
- 14) OPERATING TEMPERATURE: -55°C TO +105°C (-67°F TO +221°F)

SPECIFICATIONS:

- 1) INSULATION DISPLACEMENT CONTACTS: TO ACCOMMODATE 24-26 AWG SOLID AND 26-28 STRANDED CONNECTOR WIRES.
- 2) DIELECTRIC: PBT GLASS FIBER RE-INFORCED, UL-94V0
- 3) CONTACT MATERIAL: COPPER ALLOY
- 4) CONTACT: 20 MICRO-INCHES MIN. GOLD MATING AREA: 3-5 MICRO-INCHES GOLD TERMINAL AREA: 50 MICRO-INCHES MIN. NICKEL UNDERPLATING ALL OVER.
- 5) SHELL MATERIAL: ZINC PLATED STEEL.
- 6) CURRENT CAPACITY: 5 AMPS/CONTACT
- 7) VOLTAGE RATING: 700 VOLTS D.C. AT SEA LEVEL
200 VOLTS D.C. AT 70,000 FEET
- 8) INSULATION RESISTANCE: >5000 M OHM

CUSTOMER INFORMATION DRAWING

ITEM NO	PART OR IDENTIFICATION NO	SYMBOL	QUANTITY	DESCRIPTION	REV						
PARTS LIST											
UNLESS OTHERWISE SPECIFIED TOLERANCES		APPROVAL	DATE	Amphenol <small>Amphenol East Asia Limited Manufacturing Operation</small>							
U.S. METRIC		DRAWN	XS.GUO			12/5/05					
X +/- 0.030		CHECKED									
.XX +/- 0.010		CHECKED									
.XXX +/- 0.005		DRAWING FILE :		TITLE 50 CONTACT SIZE MICROPIERCE CABLE MOUNT PLUG ASSEMBLY							
FRACTIONS +/-		\DRAWING\157\C15732500.DWG									
ANGLES +/- 1°		ANGLE OF PROJECTION		<table border="1"> <tr> <td>SIZE</td> <td>DRAWING NO.</td> <td>REV.</td> </tr> <tr> <td>A3</td> <td>C157-32500</td> <td>B</td> </tr> </table>		SIZE	DRAWING NO.	REV.	A3	C157-32500	B
SIZE	DRAWING NO.	REV.									
A3	C157-32500	B									
FOR MATERIALS AND FINISHES SEE NOTES		REMOVE SHARP EDGES		<table border="1"> <tr> <td>SCALE</td> <td>NONE</td> <td>SHEET 1 OF 1</td> </tr> </table>		SCALE	NONE	SHEET 1 OF 1			
SCALE	NONE	SHEET 1 OF 1									
DIMENSIONS		U.S. INCHES									
-(METRIC)-		-(MM)-									