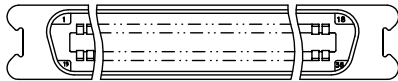
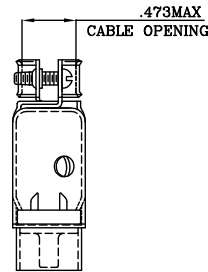
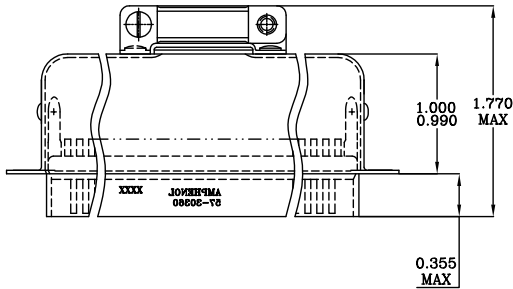
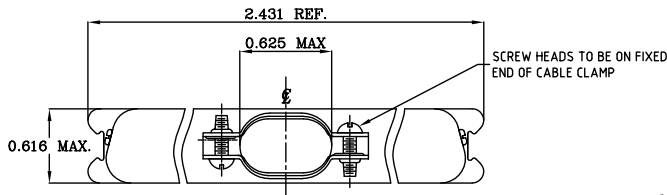


This document is the property of Amphenol Corporation and is delivered on the assumption that it will be for the exclusive use of the recipient. It is not to be used for manufacturing or for any other purpose without the written consent of Amphenol Corporation. Amphenol Corporation disclaims any liability for errors or omissions and no right is granted in relation to or in use of information in this document.



REVISIONS				
SYM	ECH	DESCRIPTION	DATE	APPROVED
A	HK	PRELIMINARY RELEASE	12/05/02	Y.M.LEE
B	HK#	ADD CHOP OF ROHS	2/16/06	IP



TABLE 1

CONNECTOR SIZES	AVERAGE MATING FORCE (POUNDS)
14	5
24	8
36	12
50	15
64	19

**SPECIFICATIONS:**

- 1) SOLDER CUP CONTACT: TO ACCOMMODATE 22-30 AWG SOLID AND 24-30 STRANDED CONNECTOR WIRES.
- 2) DIELECTRIC: DIALYL-PHTHALATE PER MIL-M-14F TYPE MDG UL-94V0
- 3) CONTACT MATERIAL: COPPER ALLOY
- 4) CONTACT: 20 MICRO-INCHES MIN. GOLD MATING AREA: 3-5 MICRO-INCHES GOLD TERMINAL AREA: 50 MICRO-INCHES MIN. NICKEL UNDERPLATING ALL OVER.
- 5) SHELL MATERIAL: ZINC PLATED STEEL.
- 6) CURRENT CAPACITY: 5 AMPS/CONTACT
- 7) VOLTAGE RATING: 700 VOLTS D.C. AT SEA LEVEL  
200 VOLTS D.C. AT 70,000 FEET
- 8) INSULATION RESISTANCE: >5000 M OHM

- 9) DIELECTRIC WITHSTANDING VOLTAGE: 1200 VAC (RMS) AT SEA LEVEL
- 10) CONNECTOR MATING FORCE: REFER TO TABLE 1.
- 11) CONTACT RETENTION FORCE: 2 LBS MAX.
- 12) DURABILITY: 250 CYCLES MIN.
- 13) VIBRATION: NO INTERRUPTIONS < 1u SEC.
- 14) OPERATING TEMPERATURE: -55°C TO +105°C (-67°F TO +221°F)

**CUSTOMER INFORMATION DRAWING**

ITEM NO	PART OR IDENTIFICATION NO	NAME/NUMERICAL OR DESCRIPTION	QTY REC'D
PARTS LIST			
UNLESS OTHERWISE SPECIFIED TOLERANCES		APPROVAL	DATE
U.S.		DRAWN XS.GUO	2/16/06
METRIC		CHECKED	
.X +/- 0.020		CHECKED	
.XX +/- 0.010			
.XXX +/- 0.005			
FRACTIONS +/-			
ANGLES +/- 1°			
FOR MATERIALS AND FINISHES SEE NOTES		DRAWING FILE: \DRAWING\157\CS730360.DWG	TITLE 36 CONTACT SIZE MICRORIBBON CABLE MOUNT PLUG ASSEMBLY
REMOVE SHARP EDGES		ANGLE OF PROJECTION	SIZE DRAWING NO.
DIMENSIONS		U.S. INCHES	A3 C57-30360
U.S. INCHES		(FIRST ANGLE)	SCALE NONE
(METRIC)			SHEET 1 OF 1
			REV. A