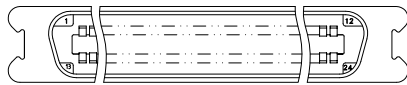
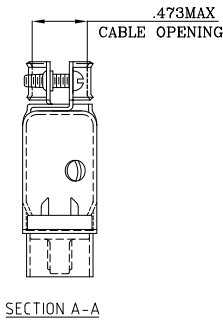
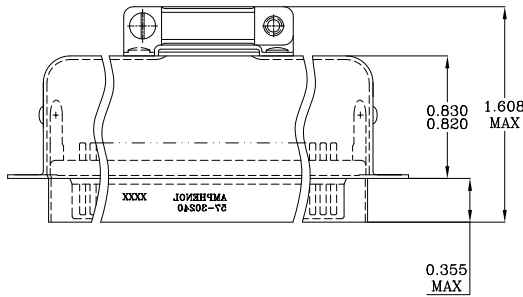
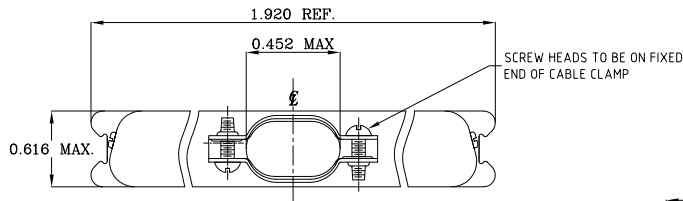


This document is the property of Amphenol Corporation and is delivered on the express condition that it is not to be disclosed, reproduced or used, in whole or in part, for manufacture or sale by anyone other than Amphenol Corporation without its prior consent, & that no right is granted in disclosure or in use any information in this document.



REVISIONS				
SYM	ECN	DESCRIPTION	DATE	APPROVED
A	HK	PRELIMINARY RELEASE	10/14/02	Y.M.LEE
B	HK#	ADD CHOP OF ROHS	9/11/06	IP

TABLE 1

CONNECTOR SIZES	AVERAGE MATING FORCE (POUNDS)
14	5
24	8
36	12
50	15
64	19

- 9) DIELECTRIC WITHSTANDING VOLTAGE: 1200 VAC (RMS) AT SEA LEVEL
- 10) CONNECTOR MATING FORCE: REFER TO TABLE 1.
- 11) CONTACT RETENTION FORCE: 2 LBS MAX.
- 12) DURABILITY: 250 CYCLES MIN.
- 13) VIBRATION: NO INTERRUPTIONS < 1u SEC.
- 14) OPERATING TEMPERATURE: -55°C TO +105°C (-67°F TO +221°F)

SPECIFICATIONS:

- 1) SOLDER CUP CONTACT: TO ACCOMMODATE 22-30 AWG SOLID AND 24-30 STRANDED CONNECTOR WIRES.
- 2) DIELECTRIC: DIALYL-PHTHALATE PER MIL-M-14F TYPE MDG UL-94V0
- 3) CONTACT MATERIAL: COPPER ALLOY
- 4) CONTACT: 20 MICRO-INCHES MIN. GOLD MATING AREA: 3-5 MICRO-INCHES GOLD TERMINAL AREA: 50 MICRO-INCHES MIN. NICKEL UNDERPLATING ALL OVER.
- 5) SHELL MATERIAL: ZINC PLATED STEEL.
- 6) CURRENT CAPACITY: 5 AMPS/CONTACT
- 7) VOLTAGE RATING: 700 VOLTS D.C. AT SEA LEVEL
200 VOLTS D.C. AT 70,000 FEET
- 8) INSULATION RESISTANCE: >5000 M OHM



CUSTOMER INFORMATION DRAWING

ITEM NO	PART OR IDENTIFICATION NO	NOMENCLATURE OR DESCRIPTION	QTY REQ'D
PARTS LIST			
UNLESS OTHERWISE SPECIFIED TOLERANCES		APPROVAL	DATE
U.S.		DRAWN XS.GUD	9/11/06
METRIC		CHECKED	
.X +/- 0.020		CHECKED	
.XX +/- 0.010			
.XXX +/- 0.005			
FRACTIONS +/-			
ANGLES +/- 1°		DRAWING FILE :	
FOR MATERIALS AND FINISHES SEE NOTES		\DRAWING\157\C5730240.DWG	
REMOVE SHARP EDGES		ANGLE OF PROJECTION	
DIMENSIONS			
U.S. INCHES			
-(METRIC)- (MM)			
TITLE		24 CONTACT SIZE MICROPIERCE CABLE MOUNT PLUG ASSEMBLY	
SIZE		DRAWING NO.	
A3		C57-30240	
SCALE		NONE	
SHEET		1 OF 1	