THIS DRAWING IS UNPUBLISHED. RELEASED FOR PUBLICATION
© COPYRIGHT BY TYCO ELECTRONICS CORPORATION. ALL RIGHTS RESERVED.

LOC	DIST
GP	00

REVISIONS

P	LTR	DESCRIPTION	DATE	DWN	APVD
	K	REVISED PER ECO-08-007327	26JAN2009	ZMR	WLM

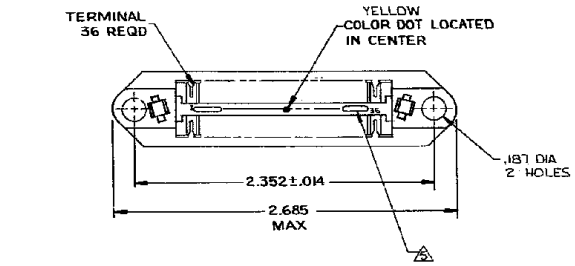

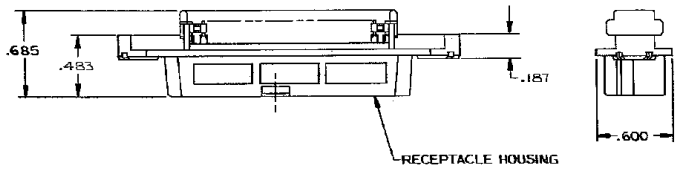

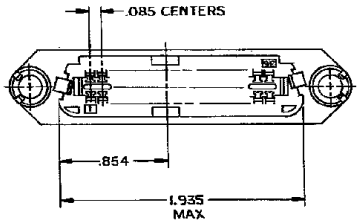

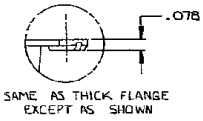

1. THE CONTACT SURFACES OF THE TERMINALS ARE COATED WITH LUBRICANT.

2. ALL DIMENSIONS SHOWN ARE FOR REFERENCE ONLY UNLESS OTHERWISE SPECIFIED.

3. MATERIAL:
   HOUSING – THERMOPLASTIC (BLACK)
   TERMINALS – HIGH STRENGTH COPPER ALLOY PLATED WITH EITHER .000030 MIN GOLD OR GOLD FLASH OVER PALLADIUM NICKEL .000030 MIN TOTAL, ON CONTACT MATING SURFACE. .000050 MIN NICKEL UNDERPLATE OVER ENTIRE TERMINAL.

4. WIRE SIZE: 26, 27, OR 28 AWG 7 STRANDS OF COPPER CONDUCTORS. MAX INSULATION Ø.045 IS ACCEPTABLE FOR MOST APPLICATIONS.

5. CORING MAY OR MAY NOT APPEAR AND IS AT THE DISCRETION OF TYCO ELECTRONICS.

552475

THIN FLANGE	2-552475-1
DESCRIPTION	PART NO

THIS DRAWING IS A CONTROLLED DOCUMENT.

DIMENSIONS: INCHES

TOLERANCES UNLESS OTHERWISE SPECIFIED: 0 PLC ± – ; 1 PLC ± – ; 2 PLC ± – ; 3 PLC ± – ; 4 PLC ± – ; ANGLES ± –

MATERIAL 3 | FINISH 3

DWN STEPHEN DOSS 12-27-79
CHK M.D. FRIEL 12-31-79
APVD S. HEGE 1-2-80
PRODUCT SPEC –
APPLICATION SPEC –
WEIGHT –

Tyco Electronics
Tyco Electronics Corporation
Harrisburg, PA 17105-3608

NAME RECEPTACLE ASSY, 36 POSITION, E SLOT W/ Ø.187 HOLES, CHAMP-LOK

SIZE A2 | CAGE CODE 00779 | DRAWING NO C-552475 | RESTRICTED TO –

CUSTOMER DRAWING | SCALE NTS | SHEET 1 of 1 | REV K

AMP 1471-9 REV 31MAR2000

Downloaded from Elcodis.com electronic components distributor