

DRAWING MADE IN THIRD ANGLE PROJECTION

3

2

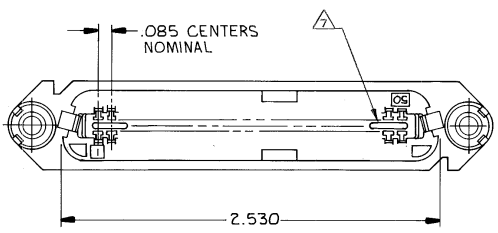
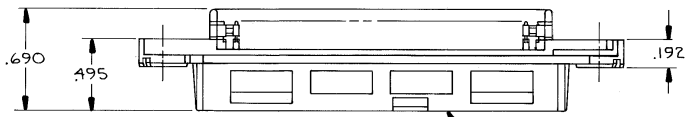
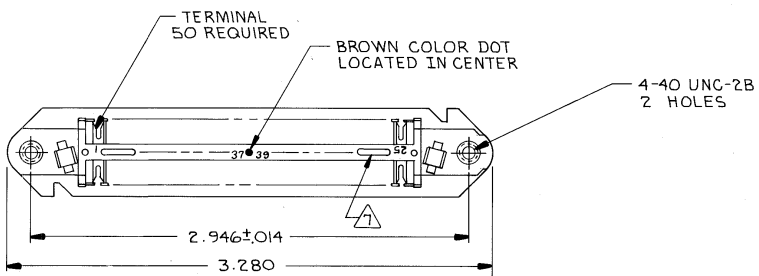
1

LOC DIST
AA 20

THIS DRAWING IS UNPUBLISHED. RELEASED FOR PUBLICATION 19
 © COPYRIGHT 19 BY AMP INCORPORATED, HARRISBURG, PA. ALL INTERNATIONAL RIGHTS RESERVED. AMP PRODUCTS MAY BE COVERED BY U.S. AND FOREIGN PATENTS AND/OR PATENTS PENDING.

REVISIONS						
P	F	ZONE	LTR	DESCRIPTION	DATE	APPROVED
			C	REV. EC. QUIC-0040-01	3-19-87	DD/EB

1. THE CONTACT SURFACES OF THE TERMINALS ARE COATED WITH LUBRICANT.
 2. ALL DIMENSIONS SHOWN ARE MAXIMUM UNLESS OTHERWISE SPECIFIED.
 3. MATERIAL: HOUSING- POLYPHENYLENE OXIDE, BLACK. TERMINALS- GOLD OVER NICKEL PLATED HIGH STRENGTH COPPER ALLOY.
 4. WIRE SIZE: 22 AWG SOLID OR STRANDED COPPER CONDUCTORS. INSULATION DIAMETER OF .045-.056 IS ACCEPTABLE FOR MOST APPLICATIONS.
 5. ASSEMBLIES BULK PACKAGED IN UNITS OF 100 IN A NON-STATIC GENERATING PACKAGING MATERIAL.
 6. SEE PRODUCT SPECIFICATION 108-6005 FOR PERFORMANCE SPECIFICATIONS.
- ⚠ CORING MAY OR MAY NOT APPEAR AND IS AT THE DISCRETION OF AMP INCORPORATED.



555227-1
 PACKAGED PART NO

UNLESS OTHERWISE SPECIFIED DIMENSIONS ARE IN INCHES. TOLERANCES ON: DECIMALS ± .01 ANGLES ± .5	CONTRACT NO		AMP INCORPORATED Harrisburg, Pa. 17105		
	DR	C. Yates 4-24-87	NAME RECEPTACLE ASSEMBLY, 50 POSITION, F SLOT, CHAMP-LOK®		
	CHK	A. Fox 5-7-87			
	APPD	E. Mank 5-8-87			
MATERIAL	⚠	DSGN APPD	SIZE	FSCM NO	DRAWING NO
FINISH	⚠	OTHER APPD	C	00779	555227
			SCALE	2:1	SHEET 1 OF 1

CUSTOMER DRAWING

WAS 87-1210-23-1

555227

AMP 1471-7