THIS DRAWING IS UNPUBLISHED: RELEASED FOR PUBLICATION -.-.-
© COPYRIGHT - - BY, TYCO ELECTRONICS CORPORATION, ALL RIGHTS RESERVED.

LOC	DIST
GP	00

REVISIONS

P	LTR	DESCRIPTION	DATE	DRN	APVD
-	B	REVISED PER ECO-08-007327	22JUL08	BM	WM

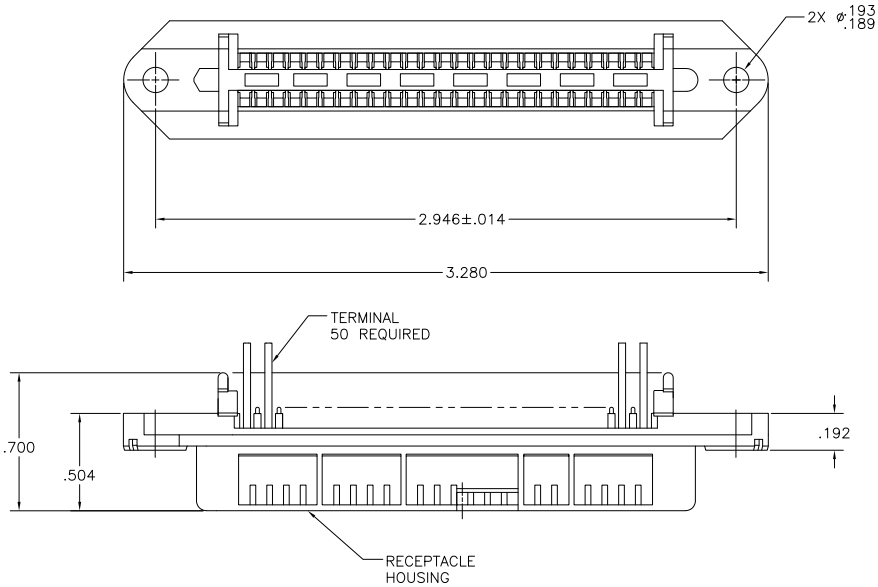

1. THE CONTACT SURFACES OF THE TERMINALS ARE COATED WITH LUBRICANT.

2. MATERIAL: HOUSING – POLYESTER, BLACK.
TERMINAL – PHOS BRONZE PLATED WITH EITHER .000030 MINIMUM GOLD PLATE OR GOLD FLASH OVER PALLADIUM NICKEL PLATE, .000030 MINIMUM TOTAL ON MATING SURFACE. .000120 MINIMUM TIN PLATE ON TAILS OVER .000050 MINIMUM NICKEL UNDERPLATE OVER ENTIRE TERMINAL.

3. ALL DIMENSIONS ARE MAXIMUM UNLESS OTHERWISE SPECIFIED.

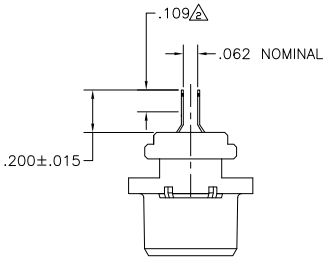

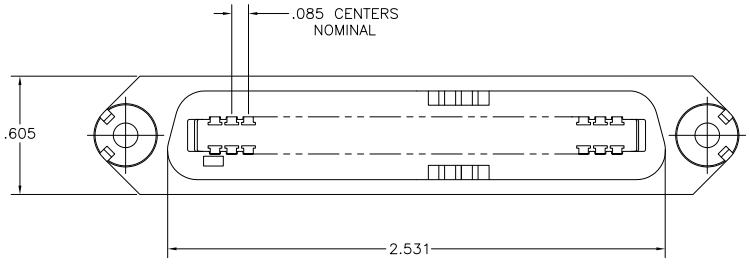

5552130-1
PART NO

THIS DRAWING IS A CONTROLLED DOCUMENT.

DIMENSIONS: INCHES

TOLERANCE UNLESS OTHERWISE SPECIFIED:
0 PLC ± –
1 PLC ± –
2 PLC ± –
3 PLC ± –
4 PLC ± –
ANGLES ± –

MATERIAL 2 FINISH 2

DRN	R. LATTUCA	23AUG05
CHK	W. MILLHMES	23AUG05
APVD	M. WALMSLEY	23AUG05
PRODUCT SPEC	–	
APPLICATION SPEC	–	
WEIGHT	–	

CUSTOMER DRAWING

Tyco Electronics Corporation
Harrisburg, PA 17105-3608

NAME: RECEPTACLE ASSEMBLY, 50 POSN, EDGE MTG W/ .187 HOLES, CHAMP-LOK
–

SIZE	CAGE CODE	DRAWING NO	RESTRICTED TO
A1	00779	C-5552130	–

SCALE 4:1 SHEET 1 OF 1 REV B

AMP 4805 REV 31MAR2000

Downloaded from Elcodis.com electronic components distributor