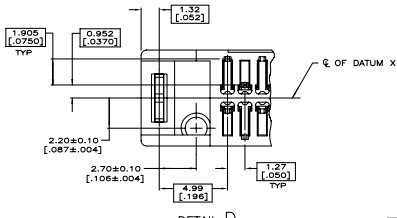


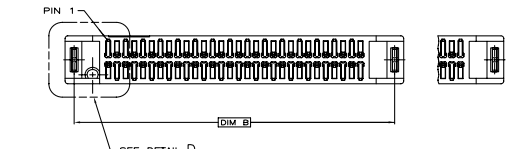
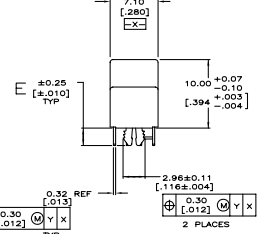
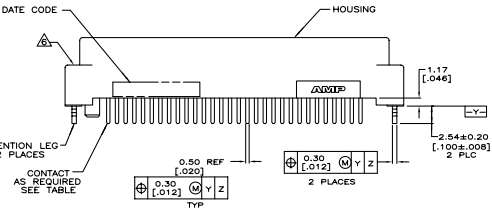
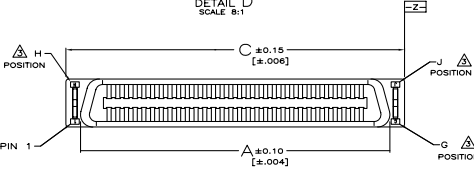
THIS DRAWING IS UNPUBLISHED. RELEASED FOR PUBLICATION AUG. 2006.

© COPYRIGHT BY TYCO ELECTRONICS CORPORATION. ALL RIGHTS RESERVED.

LOC	DIST	REVISIONS			
P	LTR	DESCRIPTION	DATE	DWN	APVD
C		REVISED. (ECR-09-006869)	31MAR09	FY	WK



- NOTE:
- MATERIAL:
HOUSING: LCP, MOLDING COMPOUND, UL 94V-0, BLACK COLOR.
CONTACTS: PHOSPHOR BRONZE.
BOARDLOCKS: BRASS.
 - FINISH:
CONTACTS: (SEE TABLE) GOLD PLATED ON CONTACT AREA.
3.81um [150um] MIN. MATTE-TIN ON SOLDERTAIL, OVER 1.27mm [50um] MIN. NICKEL UNDERPLATED.
BOARDLOCKS: 3.81um [150um] MIN. TIN-Cu OVER 1.27mm [50um] MIN. NICKEL UNDERPLATED.
- △ G, J, H INDICATE NUMBER OF POSITION MARKED ON ASSEMBLY. ALSO SEE TABLE.
- △ ALL DIMENSIONS SHOWN ARE MAXIMUM UNLESS OTHERWISE SPECIFIED.
- △ RETENTION LEGS NOT PRESENT.
- △ TOP OF RETENTION LEG MAY NOT PROTRUDE ABOVE THIS SURFACE.
- △ HOUSING BOW UP TO 0.30 [0.012] ALLOWED.
8. 60 POSITION AS SHOWN.
9. WAVE SOLDER CAPABLE TO 265°C PER TEST SPEC. 109-202, CONDITION B.



PCB THICKNESS	E	C	B	A	△	△	△	△	△	GOLD FLASH	PART NUMBER	POS.
0.80-1.60 [0.031-0.063]	2.54 [1.00]	125.65 [4.947]	123.01 [4.843]	121.37 [4.778]	90	180	91			0.381um[15u]	5-1734100-8	180
											3-1734100-8	
											1-1734100-8	
											5-1734100-6	
											3-1734100-6	
											1-1734100-6	
											5-1734100-3	
											3-1734100-3	
											1-1734100-3	
											5-1734100-2	
											3-1734100-2	
											1-1734100-2	
											5-1734100-1	
											3-1734100-1	
											1-1734100-1	
											5-1734100-0	
											3-1734100-0	
											1-1734100-0	
											5-1734100-9	
											3-1734100-9	
											1-1734100-9	
											5-1734100-7	
											3-1734100-7	
											1-1734100-7	
											5-1734100-6	
											3-1734100-6	
											1-1734100-6	
											5-1734100-5	
											3-1734100-5	
											1-1734100-5	
											5-1734100-4	
											3-1734100-4	
											1-1734100-4	
											5-1734100-3	
											3-1734100-3	
											1-1734100-3	
											5-1734100-2	
											3-1734100-2	
											1-1734100-2	
											5-1734100-1	
											3-1734100-1	
											1-1734100-1	
											5-1734100-0	
											3-1734100-0	
											1-1734100-0	

THIS DRAWING IS A CONTROLLED DOCUMENT.

DWN	F. YANG	31MAR2009	 Tyco Electronics Corporation Taipei, Taiwan
CHK	S. CHIEN	31MAR2009	
APVD	W. KODAMA	31MAR2009	

NAME: PLUG ASSEMBLY, VERTICAL BOARD-TO-BOARD, CHAMP .050, SERIES I

PRODUCT SPEC: 108-1367

QUALIFICATION TEST REPORT

SIZE: A3 CAGE CODE: 00779 DRAWING NO: 1734100 RESTRICTED TO: []

WEIGHT: [] SCALE: [] SHEET: 1 OF 2 REV: C

CUSTOMER DRAWING

