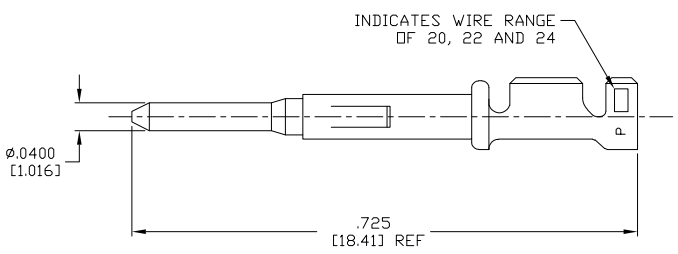
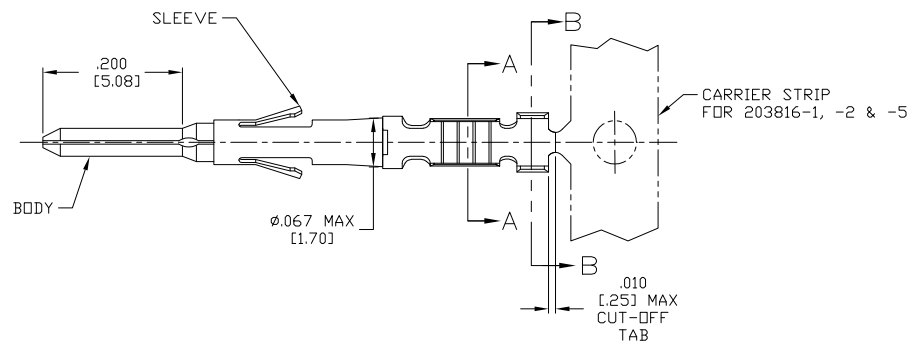
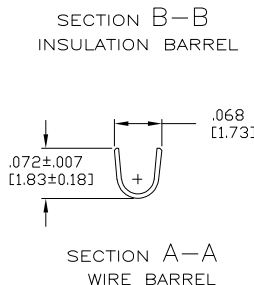
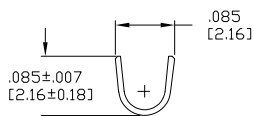


THIS DRAWING IS UNPUBLISHED. RELEASED FOR PUBLICATION - N/A.
 © COPYRIGHT N/A BY TYCO ELECTRONICS CORPORATION. ALL RIGHTS RESERVED.

LOC	DIST	REVISIONS					
DF	A5	P	LTR	DESCRIPTION	DATE	MIN	APD
		W		REV PER 0H14-0292-05	3-29-05	CT	DM



- 1 MATERIAL: BODY: BRASS PER ASTM-B-19
SLEEVE: STAINLESS STEEL PER ASTM-A-240.
- 2 FINISH: .000030 MIN THK GOLD PER ASTM-B-488
OVER .000050 MIN THK NICKEL PER AMS-QQ-N-290.
- 3 FINISH: SELECTIVE .000030 MIN THK GOLD PER ASTM-B-488
OVER .000050 MIN THK NICKEL PER AMS-QQ-N-290.
- 4 FINISH: .000150 MIN TIN OVER NICKEL FLASH.
CAUTION: USE OF TIN PLATED TERMINALS IN CERTAIN ENVIRONMENTS MAY CAUSE NON-CONFORMANCE TO TYCO PRODUCT SPECIFICATION 108-10015.
- 5. WIRE RANGE: 20, 22 & 24 AWG
INSULATION RANGE: .062 MAX.
HAND CRIMPING TOOL: TYCO P/N 90260-1
EXTRACTION TOOL: TYCO P/N 91038-3
INSERTION TOOL: TYCO P/N 91042-1
- 6. PART NUMBERS 203816-7 THRU 1-203816-6 ARE OBSOLETE.

REMARKS	FINISH	MATERIAL	PART NO.
LOOSE PIECE	4	1	203816-6
ON STRIP	4	1	203816-5
LOOSE PIECE	3	1	203816-4
LOOSE PIECE	2	1	203816-3
ON STRIP	3	1	203816-2
ON STRIP	2	1	203816-1

THIS DRAWING IS A CONTROLLED DOCUMENT.

DESIGNER: C.C. THOMAS	DATE: 3-29-05		Tyco Electronics Corporation Harrisburg, Pa 17105-3608
CHK: D. MILLER	DATE: 3-29-05		
APP: D. MILLER	DATE: 3-29-05	PIN CONTACT ASSY. SIZE 20 (20-24 AWG)	
PRODUCT SPEC: -	APPLICATION SPEC: -	SIZE: A2	QAGE CODE: 00779
MATERIAL: SEE TABLE	FINISH: SEE TABLE	WEIGHT: -	RESTRICTED TO: -
CUSTOMER DRAWING		SCALE: 10:1	SHEET: 1 OF 1

AMP 1471-9 REV 31MM2000

203816

A