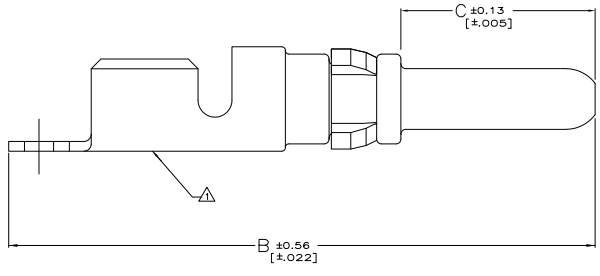
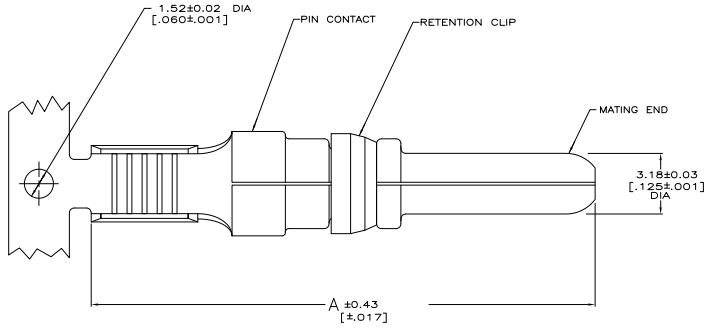
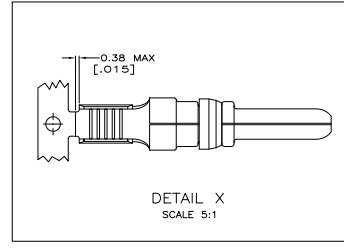


THIS DRAWING IS UNAPPROVED FOR PRODUCTION
 ALL WORK REQUIRED

REVISIONS			
REV	DATE	DESCRIPTION	BY
01	11/04/11	REVISED PER ECO-11-00482	RK HMR



- ▲ WIRE SIZE AND LOGO APPEAR ON OUTSIDE OF WIRE BARREL.
- ▲ RETENTION CLIP: PHOSPHOR BRONZE PER QQ-B-750.
 PIN CONTACT: COPPER PER QQ-C-576.
- ▲ PIN CONTACT: 0.76µ [0.00030] MIN GOLD PER MIL-G-45204 ON CONTACT MATING END, GOLD FLASH ON REMAINDER, ALL OVER 1.27µm [0.00050] MIN NICKEL PER QQ-N-390.
 RETENTION CLIP: 2.54µm [0.000100] MIN NICKEL PER QQ-N-290.
- ▲ PIN CONTACT: 5.08µm [0.000200] MIN SILVER PER QQ-S-365 ON CONTACT MATING END, 1.27µm [0.00050] MIN SILVER ON REMAINDER, ALL OVER 1.27µm [0.00050] MIN NICKEL PER QQ-N-290.
 RETENTION CLIP: 2.54µm [0.000100] MIN NICKEL PER QQ-N-290.



▲	12.32 [.485]	-	28.52 [1.123]	DETAIL X	213845-8
▲	12.32 [.485]	-	28.52 [1.123]	DETAIL X	213845-7
▲	12.32 [.485]	32.84 [1.293]	28.52 [1.123]	-	213845-6
▲	12.32 [.485]	32.84 [1.293]	28.52 [1.123]	-	213845-5
▲	10.16 [.400]	-	26.37 [1.038]	DETAIL X	213845-4
▲	10.16 [.400]	-	26.37 [1.038]	DETAIL X	213845-3
▲	10.16 [.400]	30.68 [1.208]	26.37 [1.038]	-	213845-2
▲	10.16 [.400]	30.68 [1.208]	26.37 [1.038]	-	213845-1
FINISH	C	B	A	LOOSE PIECE	PART NUMBER

THIS DRAWING IS A CONTROLLED DOCUMENT. THE CUSTOMER IS RESPONSIBLE FOR THE PROTECTION OF THIS DOCUMENT.

TE Connectivity

PIN CONTACT ASSEMBLY
 14-12 AWG, 125
 POWERBAND

REV: 00779
 DATE: 11/04/11

CUSTOMER DRAWING

FILE: 10:1
 SHEET: 1 OF 1