THIS DRAWING IS UNPUBLISHED. RELEASED FOR PUBLICATION -.-- -.

© COPYRIGHT -- By -- ALL RIGHTS RESERVED.

LAST	NEXT
FT	13

REVISIONS

#	LTR	DESCRIPTION	DATE	DWN	APVD
	B1	REVISED PER ECO-11-005027	11MAR11	RK	HMR

1. WIRE SIZE AND AMP LOGO APPEAR ON OUTSIDE OF WIRE BARREL.
2. RETENTION CLIP: PHOSPHOR BRONZE PER QQ-B-750.
   PIN CONTACT: COPPER PER QQ-C-576.
3. PIN CONTACT: 0.76µm [.000030] MIN GOLD PER MIL-G-45204 ON CONTACT MATING END, GOLD FLASH ON REMAINDER , ALL OVER 1.27µm [.000050] MIN NICKEL PER QQ-N-390.
   RETENTION CLIP: 2.54µm [.000100] MIN NICKEL PER QQ-N-290.
4. PIN CONTACT: 5.08µm [.000200] MIN SILVER PER QQ-S-365 ON CONTACT MATING END,1.27µm [.000050] MIN SILVER ON REMAINDER, ALL OVER 1.27µm [.000050] MIN NICKEL PER QQ-N-290.
   RETENTION CLIP: 2.54µm [.000100] MIN NICKEL PER QQ-N-290.

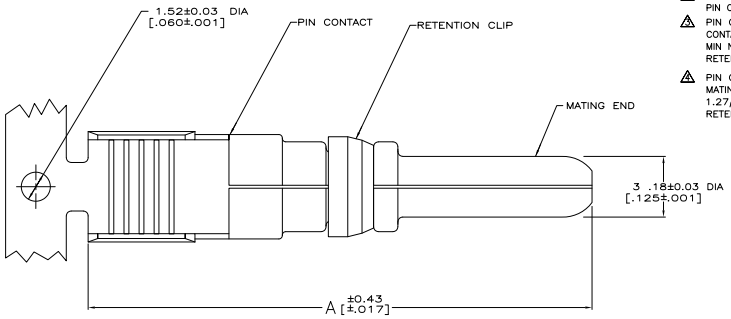

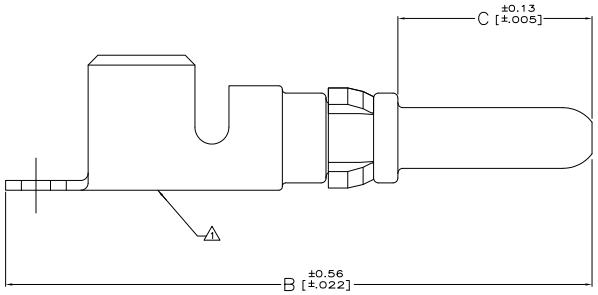

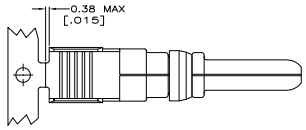

DETAIL X
SCALE 5:1

4	12.32 [.485]	–	28.52 [1.123]	DETAIL X	213841–8
4	12.32 [.485]	–	28.52 [1.123]	DETAIL X	213841–7
4	12.32 [.485]	32.84 [1.293]	28.52 [1.123]	–	213841–6
4	12.32 [.485]	32.84 [1.293]	28.52 [1.123]	–	213841–5
4	10.16 [.400]	–	26.37 [1.038]	DETAIL X	213841–4
4	10.16 [.400]	–	26.37 [1.038]	DETAIL X	213841–3
4	10.16 [.400]	30.68 [1.208]	26.37 [1.038]	–	213841–2
4	10.16 [.400]	30.68 [1.208]	26.37 [1.038]	–	213841–1
FINISH	C	B	A	LOOSE PIECE	PART NUMBER

THIS DRAWING IS A CONTROLLED DOCUMENT.

DIMENSIONS: mm[INCHES]

TOLERANCES UNLESS OTHERWISE SPECIFIED:
3 PLC ± –
2 PLC ± –
1 PLC ± –
2 PLC ± –
1 PLC ± –
ANGLES ± –
FINISH SEE TABLE

MATERIAL 4

DRN C.OBERMAN 21 MAR 90
CK J.STONE 25 MAR 90
APVD G.STEINHAUER 28 MAR 90
PRODUCT SPEC –
APPLICATION SPEC –
WEIGHT –
CUSTOMER DRAWING

TE Connectivity

NAME PIN CONTACT ASSEMBLY 8–10 AWG, POWERBAND, METRIMATE

SIZE	CAGE CODE	DRAWING NO	RESTRICTED TO
A1	00779	213841	–

SCALE 10:1 SHEET 1 OF 1 REV B1

4805 (3/11)

Downloaded from Elcodis.com electronic components distributor