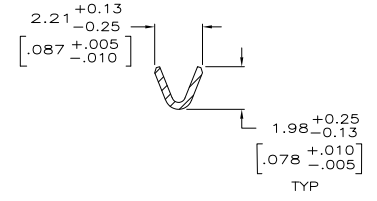
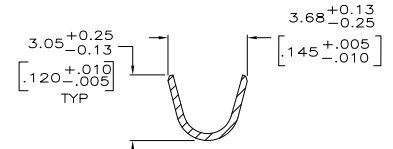
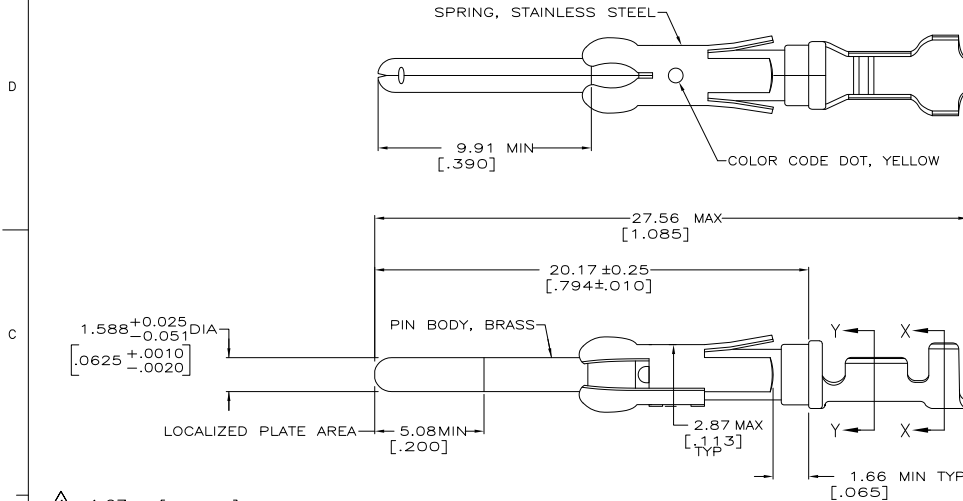


THE DRAWING IS UNPUBLISHED.  
 © COPYRIGHT - BY -  
 RELEASED FOR PUBLICATION  
 ALL RIGHTS RESERVED.

REVOLUTIONS		DATE	BY	APP
1	REVISED PER ECO-11-004587	11MAR11	RK	HMR



- 1. 1.27 $\mu$ m [.000050] MIN TIN-LEAD OVER  
1.27 $\mu$ m [.000050] MIN NICKEL.
- 2. 0.76 $\mu$ m [.000030] MIN PRECIOUS METAL PLATE ON MATING END FOR A LENGTH OF 5.08 [.200] MIN OVER 1.27 $\mu$ m [.000050] MIN NICKEL PLATE. GOLD FLASH ALL OVER. CONFORMS TO THE REQUIREMENTS OF TE CONNECTIVITY PRODUCT SPEC 108-10042, BASED ON EIA/ECA-364-1000.01A ( CONTROLLED ENVIRONMENT APPLICATIONS ).
- 3. 0.76 $\mu$ m [.000030] MIN PRECIOUS METAL PLATE ON MATING END FOR A LENGTH OF 5.08 [.200] MIN WITH A UNIFORM GRADIENT TO 0.25 $\mu$ m [.000010] ON REMAINDER, OVER 1.27 $\mu$ m [.000050] MIN NICKEL PLATE. GOLD FLASH ALL OVER. CONFORMS TO THE REQUIREMENTS OF TE CONNECTIVITY PRODUCT SPEC 108-10042, BASED ON EIA/ECA-364-1000.01A ( CONTROLLED ENVIRONMENT APPLICATIONS ).
- 4. 0.38 $\mu$ m [.000015] MIN GOLD IN LOCALIZED PLATE AREA, GOLD FLASH ON THE REMAINDER ALL OVER 1.27 $\mu$ m [.000050] NICKEL.
- 5. WIRE RANGE 24-20 AWG.
- 6. INSULATION RANGE 2.03[.080]-2.54[.100] DIA.
- 7. 0.38 $\mu$ m [.000015] MIN GOLD PER MIL-G-45204 ON LOCALIZED GOLD PLATE AREA, 1.27 $\mu$ m [.000050] MIN TIN-LEAD PER MIL-T-10727 FOR A LENGTH OF 5.69 [.224] MIN ON OPPOSITE END, BOTH OVER 1.27 $\mu$ m [.000050] MIN NICKEL PER QQ-N-290 ON ENTIRE CONTACT.
- 8. 1.27 $\mu$ m [.000050] MIN TIN OVER  
1.27 $\mu$ m [.000050] MIN NICKEL.
- 9. OBSOLETE PARTS: OBSOLETE CIS STREAMLINING PER D.RENAUD/D.SINISI

PACKAGING TYPE	FINISH	STRIP P/N REF	PART NO
SMALL PACK	△	1-66332-4	1-66400-1
STANDARD	△	1-66332-4	1-66400-0
SMALL PACK	△	66332-4	66400-9
SMALL PACK	△	66332-3	<del>66400-8</del>
SMALL PACK	△	66332-6	<del>66400-7</del>
SMALL PACK	△	66332-1	66400-6
STANDARD	△	1-66332-2	<del>66400-5</del>
STANDARD	△	66332-4	66400-4
STANDARD	△	66332-3	66400-3
STANDARD	△	66332-6	66400-2
STANDARD	△	66332-1	66400-1

THIS DRAWING IS A CONTROLLED DOCUMENT.		DATE	9-27-90	TE Connectivity	
DRAWN BY: H. MOLL		DATE	12-15-90	PIN ASSEMBLY, LOOSE PIECE, TYPE III+	
CHECKED BY: J. MCCLELLIN		DATE	12-10-90	DRAWING NO: 00779	
APPROVED BY: A. BOULLIENNE		DATE		SCALE: 8:1	
DIMENSIONS: TO DIMENSIONS UNLESS OTHERWISE SPECIFIED:		MATERIAL: SEE CALL OUT		SHEET: 1 of 1	
DIMENSIONS: mm [INCHES]		FINISH: PIN BODY: SEE TABLE		REVISIONS: S1	
TOLERANCES: 0 P/LC ± .005		WEIGHT: -		CUSTOMER DRAWING	
1 P/LC ± 0.13[.005]		SIZE: A2		DRAWING NO: 00779	
2 P/LC ± .005		APPLICATION SPEC: -		SCALE: 8:1	
3 P/LC ± .005		WEIGHT: -		SHEET: 1 of 1	
4 P/LC ± .005		WEIGHT: -		REV: S1	
5 P/LC ± .005		WEIGHT: -		SCALE: 8:1	
6 P/LC ± .005		WEIGHT: -		SHEET: 1 of 1	
7 P/LC ± .005		WEIGHT: -		REV: S1	
8 P/LC ± .005		WEIGHT: -		SCALE: 8:1	
9 P/LC ± .005		WEIGHT: -		SHEET: 1 of 1	
10 P/LC ± .005		WEIGHT: -		REV: S1	