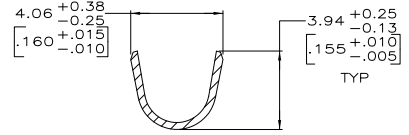
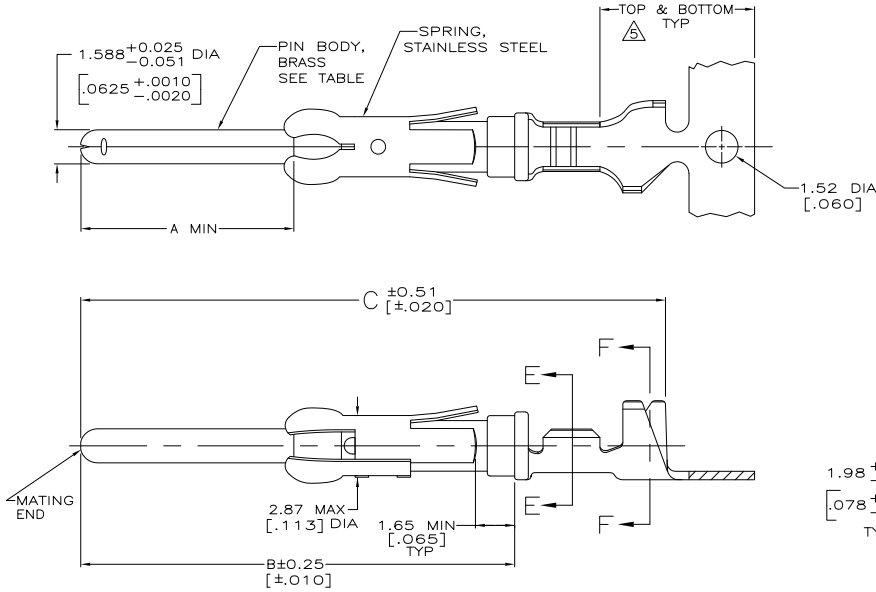
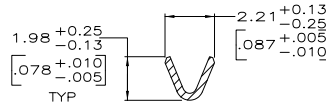


THIS DRAWING IS UNPUBLISHED.
 © COPYRIGHT - BY -
 RELEASED FOR PUBLICATION
 ALL RIGHTS RESERVED.

REVOLUTIONS		DATE	BY	APP'D
Y1	REVISED PER ECO-11-005027	11MAR11	RK	HMR



SECTION F-F



SECTION E-E

- △ REVERSE REELED FOR MINI-APPLICATOR.
- △ 0.76µm [.000030] MIN PRECIOUS METAL PLATE ON MATING END FOR A LENGTH OF 5.08 [.200] MIN OVER 1.27µm [.000050] MIN NICKEL PLATE. GOLD FLASH ALL OVER. CONFORMS TO THE REQUIREMENTS OF TE CONNECTIVITY PRODUCT SPEC 108-10042, BASED ON EIA/ECA-364-1000.01A (CONTROLLED ENVIRONMENT APPLICATIONS).
- △ 0.76µm [.000030] MIN PRECIOUS METAL PLATE ON MATING END FOR A LENGTH OF 5.08 [.200] MIN WITH A UNIFORM GRADIENT TO 0.25µm [.000010] ON REMAINDER, OVER 1.27µm [.000050] MIN NICKEL PLATE. GOLD FLASH ALL OVER. CONFORMS TO THE REQUIREMENTS OF TE CONNECTIVITY PRODUCT SPEC 108-10042, BASED ON EIA/ECA-364-1000.01A (CONTROLLED ENVIRONMENT APPLICATIONS).
- △ 1.27µm [.000050] MIN TIN-LEAD PER MIL-T-10727 OVER 1.27µm [.000050] MIN NICKEL PER QQ-N-290.
- △ GOLD PLATING NEED NOT APPEAR IN THIS AREA.
- 6. WIRE RANGE 24-20 AWG.
- 7. INSULATION RANGE 1.52[.060]-3.05[.120] DIA.
- △ 0.38µm [.000015] MIN GOLD PER MIL-G-45204 ON MATING END FOR A LENGTH OF 5.08 [.200] MIN, 1.27µm [.000050] MIN TIN-LEAD PER MIL-T-10727 FOR A LENGTH OF 5.69 [.224] MIN ON OPPOSITE END, BOTH OVER 1.27µm [.000050] MIN NICKEL PER QQ-N-290 ON ENTIRE CONTACT.
- △ 1.27µm [.000050] MIN TIN PER MIL-T-10727 OVER 1.27µm [.000050] MIN NICKEL PER QQ-N-290.

27.10[1.067]	20.24[.797]	9.91[.390]	STANDARD	△	66566-7	1-66564-3
27.10[1.067]	20.24[.797]	9.91[.390]	△	△	66566-7	1-66564-2
27.10[1.067]	20.24[.797]	9.91[.390]	△	△	66566-6	1-66564-1
OBSOLETE	30.78[1.212]	23.85[.939]	13.59[.535]	△	66566-5	1-66564-0
27.10[1.067]	20.24[.797]	9.91[.390]	△	△	66566-4	66564-8
27.10[1.067]	20.24[.797]	9.91[.390]	△	△	66566-2	66564-6
27.10[1.067]	20.24[.797]	9.91[.390]	STANDARD	△	66566-2	66564-2
27.10[1.067]	20.24[.797]	9.91[.390]	STANDARD	△	66566-1	66564-1
C	B	A	REELING	PIN BODY FINISH	LOOSE PIECE REF	PART NO

THIS DRAWING IS A CONTROLLED DOCUMENT.

BY: R. SHIREY	DATE: 7-22-91	TE TE Connectivity
CHK: R. STONE	DATE: 8-13-91	
APP: J. WESTMAN	DATE: 6-19-91	PIN ASSEMBLY, .062, TYPE III+
PRODUCT SPEC: -	APPLICATION SPEC: -	
MATERIAL: -	WEIGHT: -	SIZE: A2
FINISH: -	SEE TABLE	QAGE CODE: 00779
SEE CALLOUTS	CUSTOMER DRAWING	DRAWING NO: 66564

RESTRICTED TO: -
 SCALE: 8:1 SHEET: 1 of 1 REV: Y1