

4

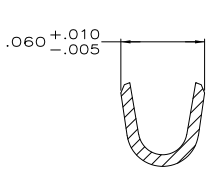
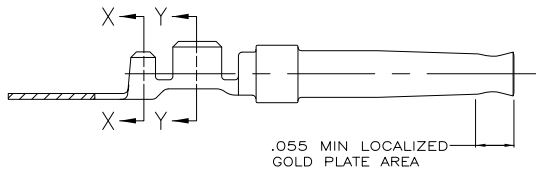
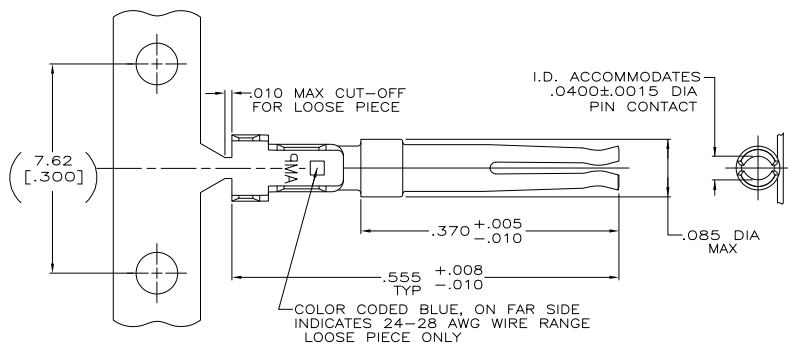
3

2

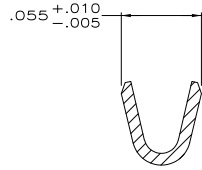
1

THIS DRAWING IS UNPUBLISHED. RELEASED FOR PUBLICATION. ALL RIGHTS RESERVED.

LOC	DIST	REVISIONS			
P	LTR	DESCRIPTION	DATE	BY	APPD
GP	00				
	D2	REVISED PER ECO-11-004835	11MAR11	RK	HMR



SECTION X-X
SCALE 20:1



SECTION Y-Y
SCALE 20:1

- △ FOR MINI-APPLICATOR AND STRIPPER CRIMPER.
- △ FOR HAND TOOL USE ONLY.
- 3. WIRE RANGE OF 24-28, INSULATION RANGE OF .030-.040.
- 4. TIN PLATING MAY NOT APPEAR ON CARRIER STRIP.
- △ GOLD FLASH ON INSIDE OF LOCALIZED GOLD PLATE AREA, .000100 TIN ON CRIMP BARRELS, ALL OVER .000030 NICKEL UNDERPLATE.
- △ PLATED WITH .000030 GOLD ON INSIDE OF LOCALIZED GOLD PLATE AREA, .000100 TIN ON CRIMP BARRELS, ALL OVER .000050 NICKEL UNDERPLATE.
- △ GOLD FLASH OVER PALLADIUM-NICKEL PLATE, .000030 TOTAL ON INSIDE OF LOCALIZED GOLD PLATE AREA, .000100 TIN ON CRIMP BARRELS, ALL OVER .000050 NICKEL UNDERPLATE.
- △ FOR STANDARD APPLICATOR ONLY.
- △ OBSOLETE PARTS: OBSOLETE CIS STREAMLINING PER D.RENAUD/D.SINISI

OBSOLETE	△	△	STRIP	1658538-4
	△	△	STRIP	1658538-3
	△	△	STRIP	1658538-2
	△	△	LOOSE PIECE	1658538-1
FINISH	USE	TYPE	PART NUMBER	

THIS DRAWING IS A CONTROLLED DOCUMENT.		BY: J. VARELA - 11-17-04	TE Connectivity	
DRAWN BY: J. VARELA - 11-17-04		CHK: J. GERACE - 11-17-04	TE Connectivity	
DIMENSIONS: INCHES		APD: M. WALMSLEY - 11-17-04	NAME: SOCKET CONTACT, 20 DF, 24-28 AWG, AMPLIMITE	
OTHER FINISHES: SEE TABLE		PRODUCT SPEC: 108-40005	APPLICATION SPEC: 114-10000	
MATERIAL: PHOSPHOR BRONZE		FINISH: SEE TABLE	SIZE: A2	CAGE CODE: 00779
		RIGHT: -	SCALE: 10:1	SHEET: 1 of 1
		CUSTOMER DRAWING	REV: D2	

1471-9 (3/11)

1658538

A