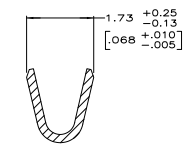
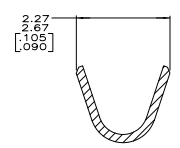
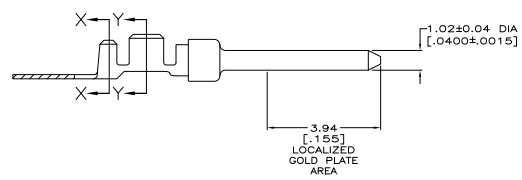
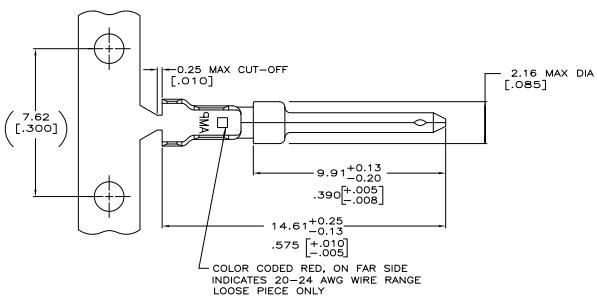


THIS DRAWING IS UNPUBLISHED
 ALL RIGHTS RESERVED

REV	DATE	DESCRIPTION	BY	CHK
GP 00				
C1		REVISED PER EDD-11-004836	11MM11	RK HMR



- △ FOR MINI-APPLICATOR AND STRIPPER CRIMPER.
- △ FOR HAND TOOL USE ONLY.
- 3. WIRE RANGE OF 20-24 AWG. INSULATION RANGE OF 1.27/1.52 [±.050-.060].
- 4. GOLD PLATING MAY NOT APPEAR ON CARRIER STRIP.
- △ GOLD PLATED IN LOCALIZED GOLD PLATE AREA AS FOLLOWS:
 0.76µm [±.00030] MIN GOLD IN MATED AREA, 2.54µm [±.000100] MIN TIN ON WIRE BARRELS, ALL OVER 1.27µm [±.000050] MIN NICKEL UNDERPLATE.
 OR
 GOLD FLASH OVER PALLADIUM-NICKEL PLATE, 0.76µm [±.00030] MIN TOTAL IN MATED AREA, 2.54µm [±.000100] MIN TIN ON WIRE BARRELS, ALL OVER 1.27µm [±.000050] MIN NICKEL UNDERPLATE.
- △ GOLD FLASH IN LOCALIZED GOLD PLATE AREA, 2.54µm [±.000100] MIN TIN PLATED WIRE BARRELS, ALL OVER 0.76µm [±.000030] MIN NICKEL UNDERPLATE.
- △ GOLD FLASH IN LOCALIZED GOLD PLATE AREA, 0.76µm [±.000030] MIN TIN PLATED WIRE BARRELS, ALL OVER 0.76µm [±.000030] MIN NICKEL UNDERPLATE.

FINISH	USE	TYPE	PART NUMBER
△	△	STRIP	1658539-5
△	△	LOOSE PIECE	1658539-4
△	△	LOOSE PIECE	1658539-3
△	△	STRIP	1658539-2
△	△	STRIP	1658539-1

THIS DRAWING IS A CONTROLLED DOCUMENT.		BY: SIMICKY	11/06/03	TE Connectivity	
DRAWN BY: M. BOLASH		DATE: 11/06/03	TE Connectivity		
CHECKED BY: M. BOLASH		DATE: 11/06/03	TE Connectivity		
APPROVED BY: M. BOLASH		DATE: 11/06/03	TE Connectivity		
MATERIAL: BRASS		114-10000	SIZE: A1	DATE: 10/11	REV: 1
SPECIFICATION: 108-40005		20-24 AWG, AMPLITE	PART NUMBER: 1658539		
DRAWING NO: 114-10000		20-24 AWG, AMPLITE	REV: 1		
CUSTOMER DRAWING		100779	REV: 1		