

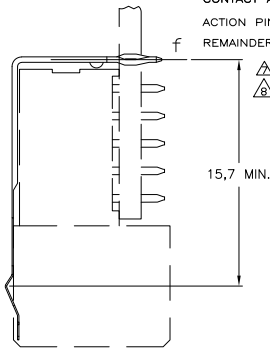
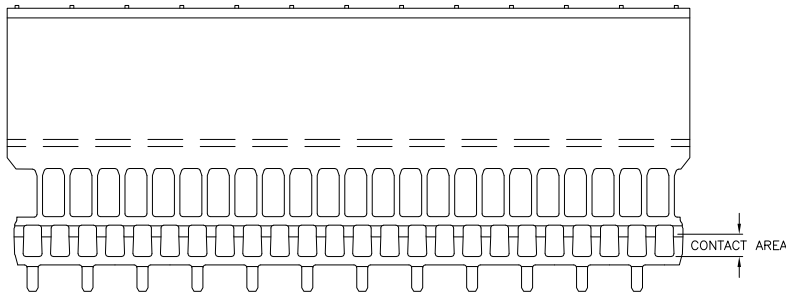
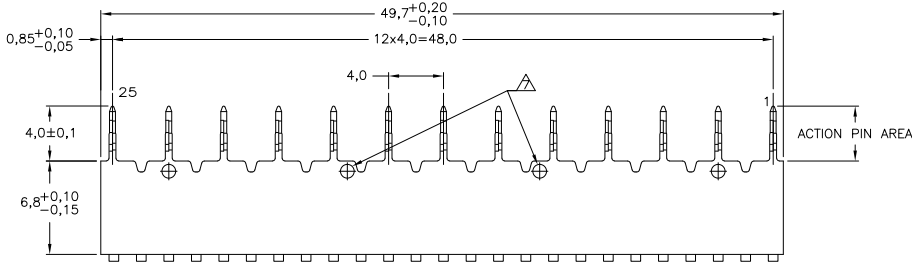
4

3

2

1

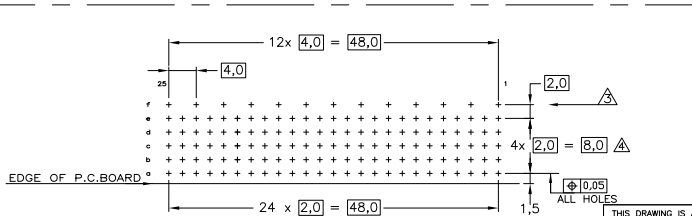
THIS DRAWING IS UNPUBLISHED. RELEASED FOR PUBLICATION.
 © COPYRIGHT BY TYCO ELECTRONICS CORPORATION. ALL INTERNATIONAL RIGHTS RESERVED.



LOC	DIST	REVISIONS			
ES	-	F	LR		
		F2	ECR-09-012790	08JUN09	K.L. S.Y.
		F3	REV PER ECO-09-021826	05SEP09	KK AEG
		G	ECR-10-019054	15SEP10	DP MQW

NOTES:

- ⚠ PLATING:
CONTACT AREA : 0.76µm Au. MIN. OVER 1.27µm Ni min.
ACTION PIN : 0.5µm SnPb MIN.
REMAINDER : Ni
- ⚠ MATERIAL: PHOSPHORBRONZE.
- ⚠ ROW "f" 13 PLATED THROUGH HOLES FOR UPPERSHIELD
- ⚠ HOLE PATTERN FOR FEMALE CONNECTOR TYPE B-25 COLUMNS
125 PLATED-THROUGH HOLES AT 2x2mm SQUARE GRID
SHIELD LUBRICATED WITH BELLCORE APPROVED LUBRICANT.
- ⚠ TECHNICAL REF: TR-NWT-001217 ISSUE 1, SEPT. 1992.
- ⚠ PLATING:
CONTACT AREA : 0.76µm Au. MIN. OVER 1.27µm Ni min.
ACTION PIN : 0.5µm SnPb MIN. ASTM B579 60/40
REMAINDER : Ni
- ⚠ OPTIONAL DIMPLES AT DISCRETION OF DIE ENGINEER.
- ⚠ OBSOLETE PARTS: OBSOLETE CIS STREAMLINING PER D.RENAUD/D.SINISI



COMPONENT SIDE AS SHOWN
 RECOMMENDED PCB-HOLE LAY-OUT

P.C.B. HOLE DIM. ACTION PIN
 FOR DETAILS SEE
 APPLICATION SPECIFICATION

FINISH	MATERIAL	PARTNUMBER
⚠	⚠	1-338109-9
⚠	⚠	338109-9
⚠	⚠	338109-2

THIS DRAWING IS A CONTROLLED DOCUMENT.		DW D. TRUIJEN 28-11-98		Tyco Electronics Corporation	
DIMENSIONS: mm		CW v.d. HEIJNDEN 28-11-98		's-Hertogenbosch, Nederland	
TOLERANCES UNLESS OTHERWISE SPECIFIED:		APD F. v.d. KONINGSBRUGGE		Z-PACK 2mm HM	
±0.2		PRODUCT SPEC 108-19082		GROUND RETURN UPPER SHIELD	
±0.1		APPLICATION SPEC 114-19029		TYPE B-25 COLUMNS	
±0.05		MATERIAL -		SIZE CASE CODE DRAWING NO. RESTRICTED TO	
FINISH -		CUSTOMER DRAWING		A2 00779 C=338109	
		SCALE 5:1		SHEET 1 of 1 REV G	