THIS DRAWING IS UNPUBLISHED. RELEASED FOR PUBLICATION -.-.-
© COPYRIGHT - BY TYCO ELECTRONICS CORPORATION. ALL RIGHTS RESERVED.

UOC	DIST
AD	00

REVISIONS

P	LTR	DESCRIPTION	DATE	DWN	APVD
	H	REVISED PER ECO-10-023917	23NOV2010	SY	CW

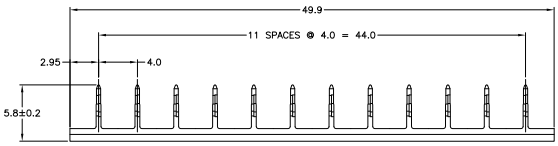

1. MATERIAL:
   CONTACT: PHOSPHOR BRONZE.
2. GENERAL PLATING SPECIFICATION: UNDERPLATING
   (ENTIRE CONTACT): 1.27µm MIN NICKEL AND ACTION
   PIN: 0.5µm MIN TIN/LEAD.
   FOR PLATING OF MATING SURFACES SEE APPLICABLE
   SPECIFICATION REFERENCE FOR EACH DASH NUMBER.
3. CONFORMS TO ALL TESTING ACCORDING TO IEC 61076-4-101
   PERFORMANCE LEVEL 2.
4. CONNECTOR TESTED AND QUALIFIED AGAINST TELCORDIA GR-1217-CORE
   QUALITY LEVEL 3, CENTRAL OFFICE APPLICATIONS.
5. ROW J 12 PLATED THROUGH HOLES FOR LOWER-SHIELD.
6. HOLE PATTERN FOR FEMALE CONNECTOR TYPE A.
   176 PLATED-THROUGH HOLES A 1.5 X 2mm GRID.
7. CONTACT AREA LUBRICATED WITH BELLCORE APPROVED LUBRICANT.
   TECHNICAL REFERENCE: GR-1217-CORE, ISSUE 1, NOVEMBER 1995.

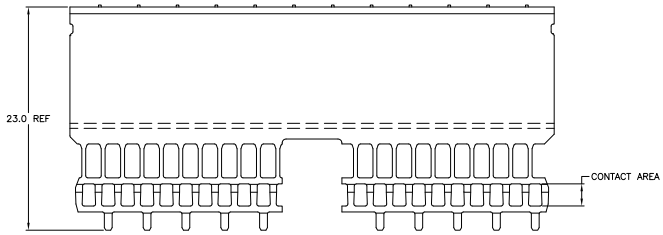

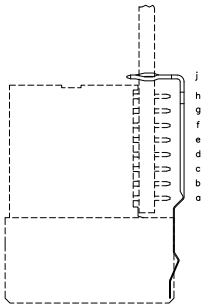

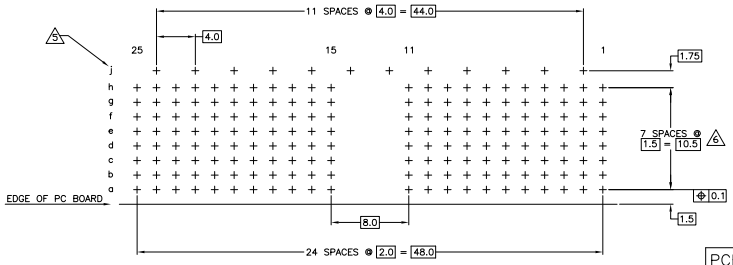

COMPONENT SIDE AS SHOWN
RECOMMENDED PCB-HOLE LAYOUT

PCB HOLE DIM ACTION PIN
DRILLED HOLE: 0.7±0.025
FIN HOLE: 0.55 TO 0.65mm
Cu-thks: 0.025 TO 0.050mm
SnPb-thks: 0.004 TO 0.010mm

SUPERSEDED BY 646428-1	2	~~646428-9~~
	1	646428-1
	FINISH	PART NUMBER

THIS DRAWING IS A CONTROLLED DOCUMENT.

DIMENSIONS: mm

TOLERANCE UNLESS OTHERWISE SPECIFIED: 0-PLC ±, 1-PLC ±0.1, 2-PLC ±0.2, 3-PLC ±, 4-PLC ±, ANGLES ±0.5 ±0.2

MATERIAL: 1

FINISH: SEE TABLE

TITLE: B.CARBO CHECKED
DR: G.SKIPPER CHECKED
APVD: G.SKIPPER CHECKED
PRODUCT SPEC: –
APPLICATION SPEC: –
WEIGHT: –

Tyco Electronics
Tyco Electronics Corporation
Harrisburg, PA 17105-3608

NAME: GROUND RETURN LOWER-SHIELD, TYPE D
Z-PACK 2mm HM 8 ROW, FEMALE
(INTEGRATED VERSION)

SIZE	CAGE CODE	DRAWING NO	RESTRICTED TO
A1	00779	C-646428	–

CUSTOMER DRAWING | SCALE 1:1 | SHEET 1 OF 1 | REV H

AMP 4805 REV 31MAR2000

Downloaded from Elcodis.com electronic components distributor