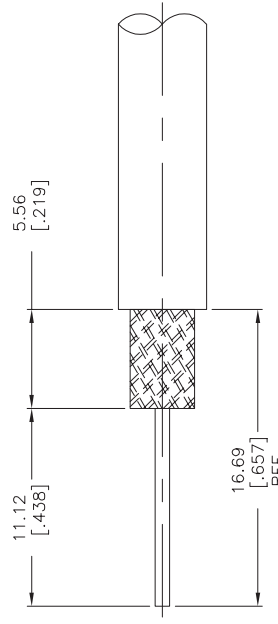
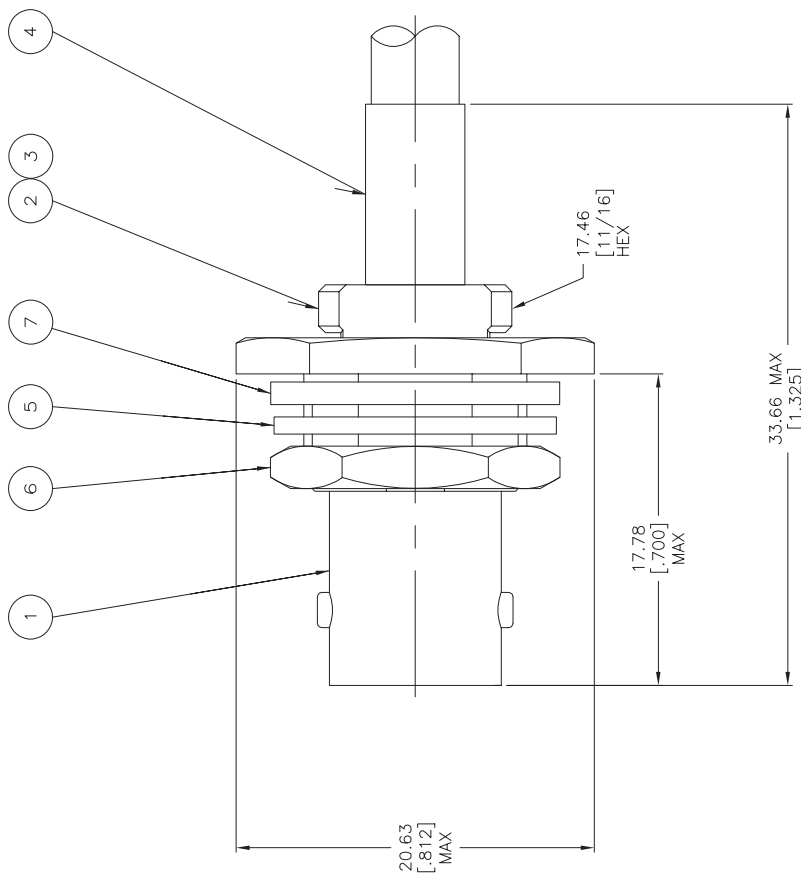
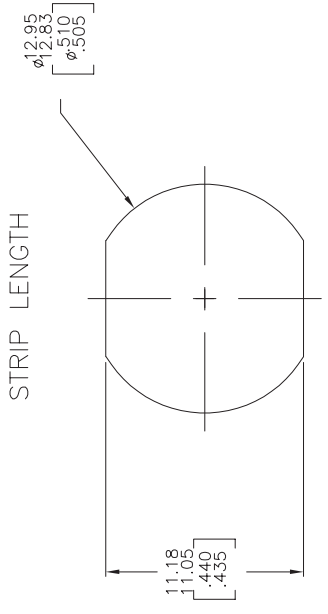


THIS DRAWING IS UNPUBLISHED. RELEASED FOR PUBLICATION BY TYCO ELECTRONICS CORPORATION. ALL RIGHTS RESERVED. © COPYRIGHT		REVISED FOR PUBLICATION	
LOC	DIST	REV PER	DATE
AJ 16	16	06-002539	06APR06
PF	LINK	UN	APPD
A		CB	JH

1. FOR USE WITH RG 161/U, 179/U, & 187/U CABLE.
2. CRIMP WITH PRO-CRIMPER 354940-1 AND DIE SET 91910-1.
3. SEE INSTRUCTION SHEET 408-1799-3.
4. PARTS PACKAGED UNASSEMBLED.
5. ALLOWABLE PANEL THICKNESS: 0.78-3.18 [.031-.125].



RECOMMENDED CABLE STRIP LENGTH



RECOMMENDED PANEL CUTOUT

329633	9-329631-0	9-329632-0	9-328666-3	9-50793-1	2-329106-1	9-329803-0	2-5329092-1
⑦ GASKET QTY: 1	⑥ JAM NUT QTY: 1	⑤ LOCKWASHER QTY: 1	④ FERRULE QTY: 1	③ CRIMP END ASSY QTY: 1	② GASKET QTY: 1	① JACK ASSEMBLY QTY: 1	PART NUMBER

THIS DRAWING IS A CONTROLLED DOCUMENT.

DATE	BY	CHK	APP	DATE
14SEP2005	J. HAVENER	J. HAVENER	J. LIPPERT	14SEP2005

TYCO ELECTRONICS CORPORATION
HARRISBURG, PA 17105-3608

CONNECTOR, COAXIAL, RF, JACK, BULKHEAD, CABLE MOUNT, SERIES BNC

SIZE: 0.41 [0.016]
WEIGHT: —
FINISH: —

CUSTOMER DRAWING: A2 00779 ©=5329092
SCALE: 1:1
SHEET: 1 of 1
REV: A