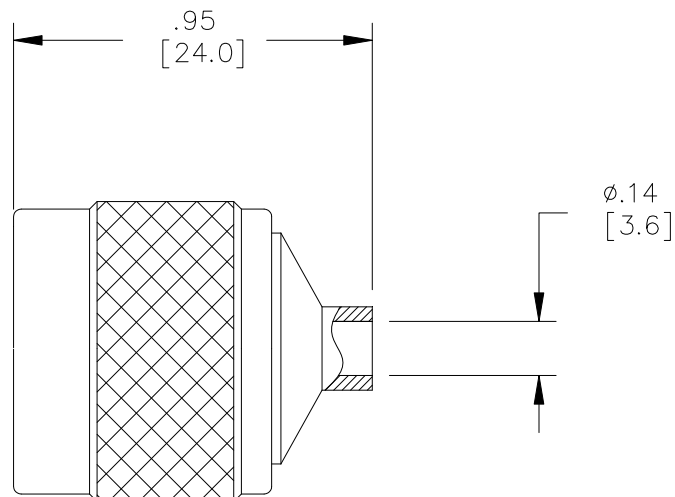


**Model 73052**  
**N Type Plug, 50 Ohm, Crimp Type, Semi-Rigid 402**

Model 73052  
N Type Plug, 50 Ohm, Crimp Type,  
Semi-Rigid 402



## Features

- DC – 11GHz bandwidth.
- Connectors are precision machined.
- Meets interface requirements MIL-C-39012.
- Connector accepts cable types RG/U: 402

## Materials

Center Conductor, Male: Brass, Gold Plated  
Connector Body: Brass, Nickel Plated and Silver Plated  
Insulators: PTFE  
Gasket: Silicone Rubber

## Specifications

Impedance:	50 $\Omega$
Frequency Range:	DC – 11GHz
Contact Resistance:	
Center Conductor:	$\leq 1.0$ m $\Omega$
Outer Conductor:	$\leq 0.2$ m $\Omega$
Insulation Resistance:	$\geq 5000$ M $\Omega$
Dielectric Withstand Voltage:	1500V
<i>For CE compliance, do not hold in hand when voltages exceed 33 Vrms / 70 Vdc.</i>	
VSWR:	$\leq 1.4$
Number of Insertions:	500 cycles minimum

## Ordering Information

Model: **73052**

**USA:** Sales: 800-490-2361  
Technical Support: [technicalsupport@pomonatest.com](mailto:technicalsupport@pomonatest.com)  
Fax: 425-446-5844

**Europe:** 31-(0) 40 2675 150 **International:** 425-446-5500

**Where to Buy:** [www.pomonaelectronics.com](http://www.pomonaelectronics.com)

All dimensions are in inches. Tolerances (except noted): .xx =  $\pm 0.02$ " (.51 mm), .xxx =  $\pm 0.005$ " (.127 mm). All specifications are to the latest revisions. Specifications are subject to change without notice. Registered trademarks are the property of their respective companies.


**Model 73052**  
**N Type Plug, 50 Ohm, Crimp Type, Semi-Rigid 402**

**Cable Types and Crimp Die Information**

Connector Model #	Cable Groups	Crimp Die Cavity Size for Outer Ferrule
73052	RG402	.151 (3.8)

**Cable Assembly Instructions**

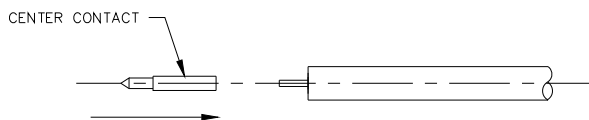
1. CUT CABLE END EVENLY AND PERPENDICULAR



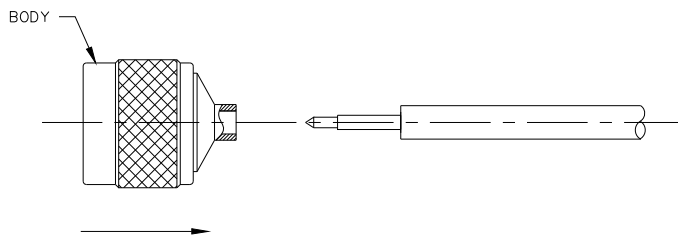
2. STRIP CABLE TO DIMENSIONS SHOWN.



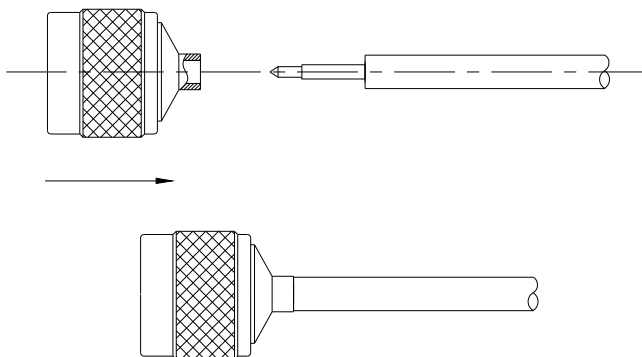
3. SLIDE CENTER CONTACT OVER CENTER CONDUCTOR AND CRIMP.



4. SLIDE CONNECTOR BODY OVER CENTER CONDUCTOR.



5. SLIDE AND PRESS CABLE ASSEMBLY INTO CONNECTOR BODY UNTIL CENTER CONTACT IS SEATED.



**USA:** Sales: 800-490-2361  
 Technical Support: [technicalsupport@pomonatest.com](mailto:technicalsupport@pomonatest.com)  
 Fax: 425-446-5844  
**Europe:** 31-(0) 40 2675 150 **International:** 425-446-5500  
**Where to Buy:** [www.pomonaelectronics.com](http://www.pomonaelectronics.com)

All dimensions are in inches. Tolerances (except noted): .xx = ±.02" (.51 mm), .xxx = ±.005" (.127 mm). All specifications are to the latest revisions. Specifications are subject to change without notice. Registered trademarks are the property of their respective companies.