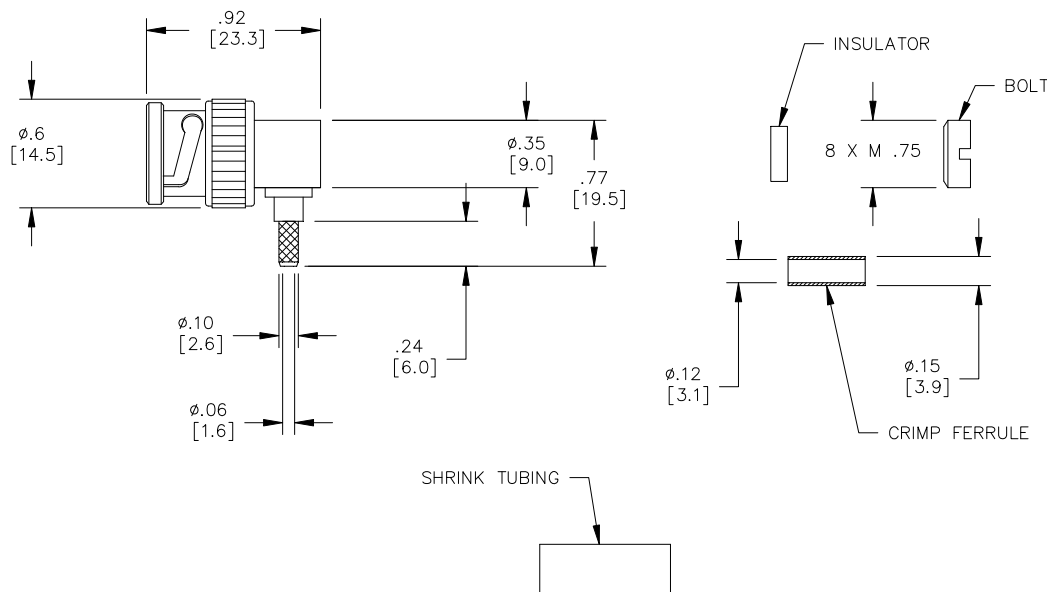


Model 73042

BNC Right-Angle Plug, 50 Ohm, Crimp Type, RG174, 188, 316



Model 73042
BNC Right-Angle Plug, 50 Ohm, Crimp Type,
RG174, 188, 316

Features

- DC – 2GHz bandwidth.
- Connectors are precision machined.
- Meets interface requirements MIL-C-39012.
- Connector accepts cable types RG/U: 174, 188, 316

Materials

Center Conductor, Male: Brass, Gold Plated
Connector Body: Brass, Nickel Plated
Crimp Ferrule: Brass, Nickel Plated
Insulators: PTFE

Specifications

Impedance:	50Ω
Frequency Range:	DC – 2GHz
Contact Resistance:	
Center Conductor:	≤2.0 mΩ
Outer Conductor:	≤0.2 mΩ
Insulation Resistance:	≥ 1000 MΩ
Dielectric Withstand Voltage:	1000V
	<i>For CE compliance, do not hold in hand when voltages exceed 33 Vrms / 70 Vdc.</i>
Number of Insertions:	500 cycles minimum

Ordering Information

Model: **73042**

USA: Sales: 800-490-2361
Technical Support: technicalsupport@pomonatest.com
Fax: 425-446-5844

Europe: 31-(0) 40 2675 150 International: 425-446-5500

Where to Buy: www.pomonaelectronics.com

All dimensions are in inches. Tolerances (except noted): .xx = ±.02" (.51 mm), .xxx = ±.005" (.127 mm). All specifications are to the latest revisions. Specifications are subject to change without notice. Registered trademarks are the property of their respective companies.

Model 73042


BNC Right-Angle Plug, 50 Ohm, Crimp Type, RG174, 188, 316

Cable Types and Crimp Die Information

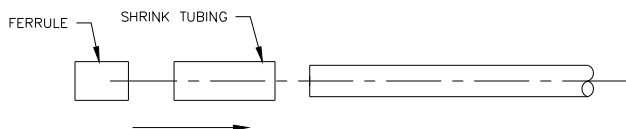
Connector Model #	Cable Groups	Crimp Die Cavity Size for Outer Ferrule
73042	RG174, 188, 316	.128 (3.3)

Cable Assembly Instructions

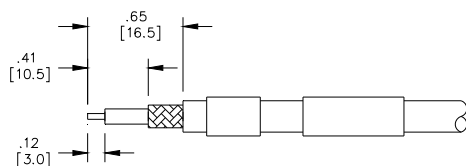
1. CUT CABLE END EVENLY AND PERPENDICULAR



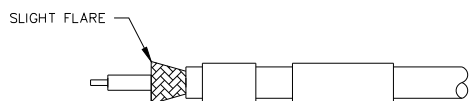
2. SLIDE FERRULE AND SHRINK TUBING OVER CABLE END.



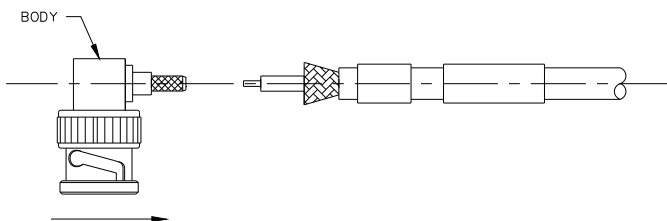
3. STRIP CABLE JACKET, BRAID AND DIELECTRIC TO SPECIFICATION LENGTHS.



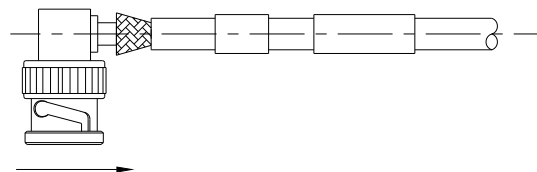
4. FLARE BRAID END SLIGHTLY.



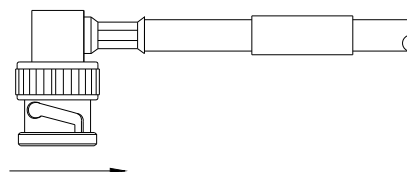
5. SLIDE CONNECTOR BODY OVER CENTER CONDUCTOR.



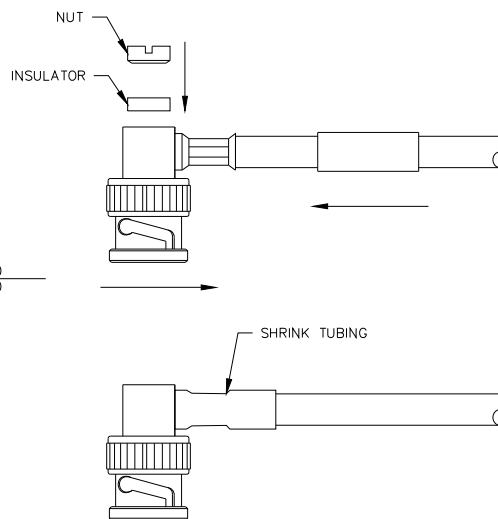
6. SLIDE OUTER FERRULE OVER BRAID AND UP AGAINST BODY ASSEMBLY.



7. CRIMP OUTER FERRULE WITH APPROPRIATE CRIMP TOOL.



8. SLIDE INSULATOR INTO CONNECTOR AND SCREW NUT. SLIDE SHRINK TUBING OVER CRIMP AND SHRINK.



USA: Sales: 800-490-2361
 Technical Support: technicalsupport@pomonatest.com
 Fax: 425-446-5844
Europe: 31-(0) 40 2675 150 **International:** 425-446-5500
Where to Buy: www.pomonaelectronics.com

All dimensions are in inches. Tolerances (except noted): .xx = ±.02" (.51 mm), .xxx = ±.005" (.127 mm). All specifications are to the latest revisions. Specifications are subject to change without notice. Registered trademarks are the property of their respective companies.