

**Model 73010**  
**MCX JACK STRAIGHT CRIMP, RG174, 316**



Model 73010 MCX JACK STRAIGHT CRIMP, RG174, 316

Snap-on coupling and miniature size for fast connect and disconnect where space is limited.

**Features**

- DC - 3 GHz bandwidth.
- 30% smaller than SMB connectors.
- Meets CECC 22220.
- Perfect for applications where space, weight, performance and ease of assembly are required.
- Precision machined and gold-plated for low loss.

**Materials**

- Body is machined brass with gold plating.
- Center contacts – Plug is gold plated brass and Jack is gold plated beryllium copper.
- High quality PTFE insulators.
- Crimp Ferrules are gold or nickel plated copper.

**Ordering Information**

Model: 73010

Description: MCX JACK STRAIGHT CRIMP, RG174, 31

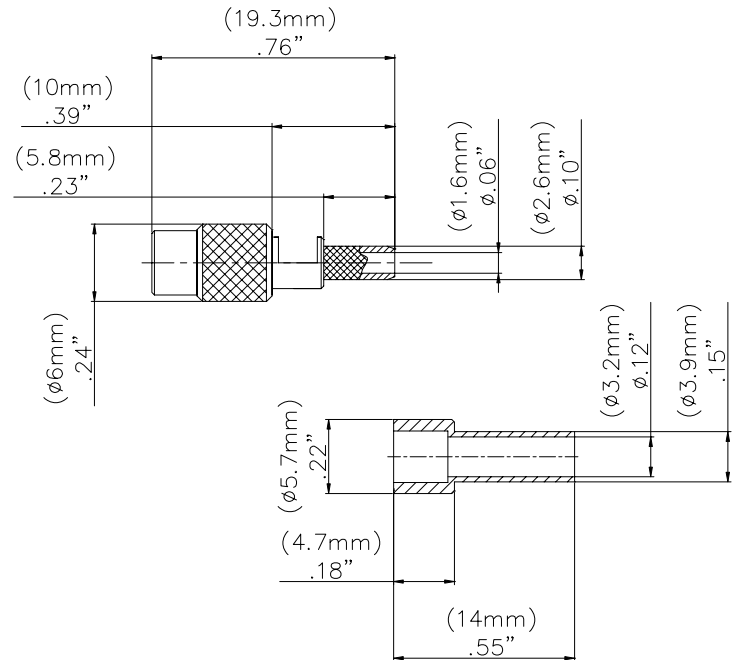
USA: Sales: 800-490-2361

Technical Support: [technicalsupport@pomonatest.com](mailto:technicalsupport@pomonatest.com)

Fax: 425-446-5844

Europe: 31-(0) 40 2675 150 International: 425-446-5500

Where to Buy: [www.pomonaelectronics.com](http://www.pomonaelectronics.com)



**Specifications**

Impedance	50 Ω
Frequency Range	DC - 3 GHz
VSWR	1.4 max.
Working Voltage	170 Vrms max.
Dielectric withstand voltage	750 Vrms
Center / Outer contact resistance	5 / 2.5 mΩ
Number of insertions	500 cycles min.
Insulation resistance	1,000 MΩ min.
Temperature Range	-55° C to 155° C, -67° F to 311° F

All dimensions are in inches. Tolerances (except noted): .xx = ±.02" (.51 mm), .xxx = ±.005" (.127 mm). All specifications are to the latest revisions. Specifications are subject to change without notice. Registered trademarks are the property of their respective companies.  
D2003384 REV 001

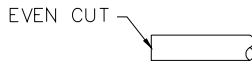
**Model 73010**  
**MCX JACK STRAIGHT CRIMP, RG174, 316**

**Cable Types and Crimp Die Information**

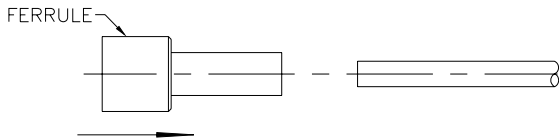
Connector Model #	Cable Groups	Crimp Die Cavity Size for Outer Ferrule
73010	RG174, 316	.128 (3.3)

**Cable Assembly Instructions**

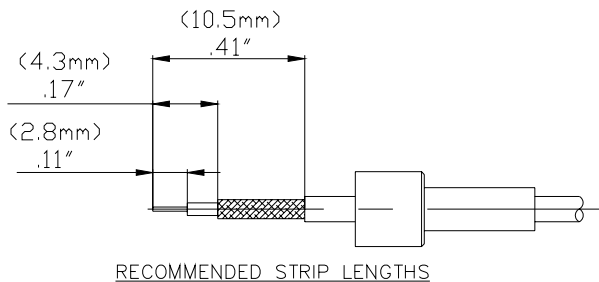
1. CUT CABLE END EVENLY AND PERPENDICULAR



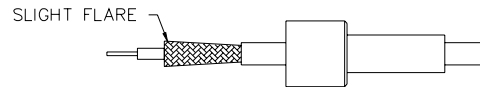
2. SLIDE OUTER FERRULE OVER CABLE END.



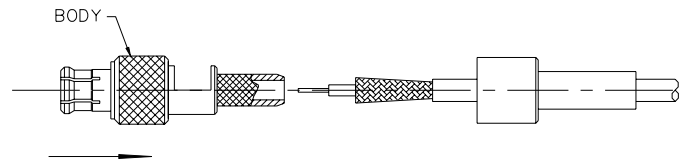
3. STRIP CABLE JACKET, BRAID, AND DIELECTRIC TO SPECIFICATION LENGTHS.



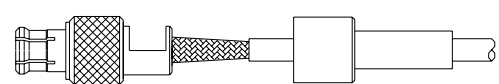
4. FLARE BRAID END SLIGHTLY.



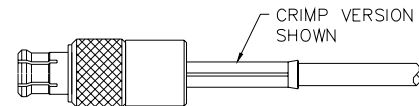
5. SLIDE CONNECTOR BODY OVER CENTER CONDUCTOR.



6. SLIDE OUTER FERRULE OVER BRAID AND UP AGAINST BODY ASSEMBLY.



7. CRIMP OUTER FERRULE WITH APPROPRIATE CRIMP TOOL.



**USA:** Sales: 800-490-2361  
 Technical Support: [technicalsupport@pomonatest.com](mailto:technicalsupport@pomonatest.com)  
 Fax: 425-446-5844  
**Europe:** 31-(0) 40 2675 150 **International:** 425-446-5500  
**Where to Buy:** [www.pomonaelectronics.com](http://www.pomonaelectronics.com)

All dimensions are in inches. Tolerances (except noted): .xx = ±.02" (.51 mm), .xxx = ±.005" (.127 mm). All specifications are to the latest revisions. Specifications are subject to change without notice. Registered trademarks are the property of their respective companies.  
 D2003384 REV 001